

IFAN[®]

PPR / HDPE / PPH / CPVC /
UPVC

IFAN Plastic



CATALOG



50 Years Guarantee  Advanced German Technology 

CONTENT

	Serie 100	PP-R Pipe	Pag.03
	Serie 100	PP-R Fiber Glass Pipe	Pag.03
	Serie 100	PP-R Aluminum Pipe	Pag.03
	Serie 101	PPR Fittings	Pag.04
	Serie 500	HDPE PIPE & PP FITTING	Pag.09
	Serie 601	PP Compression Fittings 601	Pag.13
	Serie 602	PP Compression Fittings 602	Pag.14
	Serie 603	PP Compression Fittings 603	Pag.15
	Serie 604	PP Compression Fittings 604	Pag.16
	Serie 605	PP Compression Fittings 605	Pag.17
	Serie 700	SADDLE CLAMP	Pag.18
	Serie 701	PPH Thread Pipe & Fittings	Pag.19



	Serie 702	PPH Thread Pipe & Fittings	Pag.21
	Serie 703	PPH Thread Pipe & Fittings	Pag.23
	Serie 801	PVC Thread Pipe & Fittings BSPT Standard	Pag.25
	Serie 802	PVC SCH40 Pipe & Fittings (ASTM F439)	Pag.27
	Serie 803	PVC SCH80 Pipe & Fittings (ASTM D2467)	Pag.29
	Serie 804	PVC DIN Pipe & Fittings (NBR5648)	Pag.31
	Serie 805	GB PN10 PVC Pressure Pipe & Fittings	Pag.33
	Serie 806	GB PN16 PVC Pressure Pipe & Fittings	Pag.35
	Serie 501	CPVC Pipe & Fittings (ASTM D2846)	Pag.37
	Serie 502	CPVC DIN Pipe & Fittings	Pag.39
	Serie 503	CPVC SCH80 Pipe & Fittings (ASTM F439)	Pag.41
	Serie 901	UPVC Drainage Pipe & Fittings (GB)	Pag.43
	Serie 902	UPVC Drainage Pipe & Fittings (DIN)	Pag.45
	Serie 903	UPVC DWV Drainage Pipe & Fittings (ASTM D2665)	Pag.47





IFAN PPR PIPE & IFAN PPR FITTING

PN 20 Pure-Plastic PP-R Pipe



Specification(mm):	
Φ20x2.8	Φ63x8.6
Φ25x3.5	Φ75x10.1
Φ32x4.4	Φ90x12.3
Φ40x5.5	Φ110x15.1
Φ50x6.9	Φ125x17.4

PN 25 Pure-Plastic PP-R Pipe



Specification(mm):	
Φ20x3.4	Φ63x10.5
Φ25x4.2	Φ75x12.5
Φ32x5.4	Φ90x15
Φ40x6.7	Φ110x18.3
Φ50x8.4	Φ125x20.8

PN 20 Glass-Fiber Enhanced PP-R Pipe



Specification(mm):	
Φ20x2.8	Φ63x8.6
Φ25x3.5	Φ75x10.1
Φ32x4.4	Φ90x12.3
Φ40x5.5	Φ110x15.1
Φ50x6.9	Φ125x17.4

PN 25 Glass-Fiber Enhanced PP-R Pipe



Specification(mm):	
Φ20x3.4	Φ63x10.5
Φ25x4.2	Φ75x12.5
Φ32x5.4	Φ90x15
Φ40x6.7	Φ110x18.3
Φ50x8.4	Φ125x20.8

PN 20 PP-R ALUMINUM PP-R Pipe



Specification(mm):	
Φ20x3.1	Φ40x5.0
Φ25x3.3	Φ50x5.5
Φ32x4.1	Φ63x7.0

PN 25 PP-R ALUMINUM PP-R Pipe



Specification(mm):	
Φ20x3.4	Φ40x6.7
Φ25x4.2	Φ50x8.4
Φ32x5.4	Φ63x10.5

PN 20 PPR-ALU-PPR Pipe With UV Protection Layer



Specification(mm):	
Φ20x2.8	Φ40x5.5
Φ25x3.5	Φ50x6.9
Φ32x4.4	Φ63x8.6

PN 25 PPR-ALU-PPR Pipe With UV Protection Layer



Specification(mm):	
Φ20x3.4	Φ40x6.7
Φ25x4.2	Φ50x8.4
Φ32x5.4	Φ63x10.5



Elbow 90°



Specification(mm):	
Φ20	
Φ25	
Φ32	
Φ40	
Φ50	
Φ63	
Φ75	
Φ90	
Φ110	
Φ125	

SOCKET



Specification(mm):	
Φ20	
Φ25	
Φ32	
Φ40	
Φ50	
Φ63	
Φ75	
Φ90	
Φ110	
Φ125	

Tee



Specification(mm):	
Φ20	
Φ25	
Φ32	
Φ40	
Φ50	
Φ63	
Φ75	
Φ90	
Φ110	
Φ125	

REDUCER SOCKET



Specification(mm):	
Φ25/20	Φ75/20
Φ32/20	Φ75/25
Φ32/25	Φ75/32
Φ40/20	Φ75/40
Φ40/25	Φ75/50
Φ40/32	Φ75/63
Φ50/20	Φ90/50
Φ50/25	Φ90/63
Φ50/32	Φ90/75
Φ50/40	Φ110/63
Φ63/20	Φ110/75
Φ63/25	Φ110/90
Φ63/32	
Φ63/40	
Φ63/50	
Φ75/20	



REDUCER Tee

Specification(mm):	
Φ20x25x20	Φ50x40x50
Φ25x20x20	Φ63x20x63
Φ25x20x25	Φ63x25x63
Φ25x25x20	Φ63x32x63
Φ32x20x20	Φ63x40x63
Φ32x20x25	Φ63x50x63
Φ32x20x32	Φ75x20x75
Φ32x25x20	Φ75x25x75
Φ32x25x25	Φ75x32x75
Φ32x25x32	Φ75x40x75
Φ40x20x40	Φ75x50x75
Φ40x25x40	Φ75x63x75
Φ40x32x40	Φ90x50x90
Φ50x20x50	Φ90x63x90
Φ50x25x50	Φ110x50x110
Φ50x32x50	Φ110x63x110



REDUCER

Specification(mm):	
Φ25/20	
Φ32/20	
Φ32/25	
Φ40/20	
Φ40/25	
Φ40/32	
Φ50/25	
Φ50/32	
Φ50/40	
Φ63/25	
Φ63/32	
Φ63/40	
Φ63/50	

Elbow 45°



Specification(mm):	
Φ20	Φ63
Φ25	Φ75
Φ32	Φ90
Φ40	Φ110
Φ50	Φ125



Short crooked bend-1

Specification(mm):	
Φ20	
Φ25	
Φ32	
Φ40	
Φ50	
Φ63	



Cross

Specification(mm):	
Φ20	
Φ25	
Φ32	
Φ40	
Φ50	
Φ63	

Tail Elbow 45°



Specification(mm):	
Φ20	
Φ25	
Φ32	



Tail Elbow 90°

Specification(mm):	
Φ20	
Φ25	
Φ32	



Reducing Elbow

Specification(mm):	
Φ25/20	
Φ32/20	
Φ32/25	

Corner cross



Specification(mm):	
Φ32/20	
Φ32/25	
Φ40/20	
Φ40/25	



Radiator bypass

Specification(mm):	
Φ25/20	
Φ32/20	
Φ32/25	



Short crooked bend-2

Specification(mm):	
Φ20	
Φ25	
Φ32	
Φ40	





Long crooked bend

Specification(mm):
Φ20
Φ25
Φ32



Plastic Union

Specification(mm):
Φ20
Φ25
Φ32
Φ40
Φ50
Φ63



Union

Specification(mm):
Φ20x1/2"
Φ25x3/4"
Φ32x1"



Union

Specification(mm):
Φ40
Φ50
Φ63
Φ75
Φ90
Φ110



Plastic transition Union male

Specification(mm):
Φ20x1/2"
Φ25x3/4"
Φ25x1"
Φ32x1"



Plastic transition Union female

Specification(mm):
Φ20x1/2"
Φ25x3/4"
Φ25x1"
Φ32x1"



TANK CONNECT

Specification(mm):
Φ20
Φ25
Φ32
Φ40
Φ50
Φ63



Stop end

Specification(mm):
Φ20 Φ63
Φ25 Φ75
Φ32 Φ90
Φ40 Φ110
Φ50 Φ125



Thread female plug

Specification(mm):
Φ20x1/2"
Φ25x3/4"
Φ32x1"



Thread plug-1

Specification(mm):
Φ20x1/2"
Φ25x3/4"
Φ32x1"



Long thread plug

Specification(mm):
Φ20x1/2"
Φ25x3/4"



clip

Specification(mm):
Φ16
Φ20
Φ25
Φ32
Φ40



clip

Specification(mm):
Φ16
Φ20
Φ25
Φ32
Φ40
Φ50



Double clip

Specification(mm):
Φ16
Φ20
Φ25
Φ32



Flange adaptor

Specification(mm):
Φ50
Φ63
Φ75
Φ90
Φ110



Flange

Specification(mm):
Φ50
Φ63
Φ75
Φ90
Φ110



Ruler

Specification(mm):
Φ1/2"



Saddle

Specification(mm):
Φ20
Φ25
Φ32





Female Thread Socket

Specification(mm):	
Φ20x1/2"	Φ32x1"
Φ20x3/4"	Φ32x11/4"
Φ25x1/2"	Φ40x1"
Φ25x3/4"	Φ40x11/4"
Φ25x1"	Φ50x11/2"
Φ32x1/2"	Φ63x2"
Φ32x3/4"	



Male Thread Socket

Specification(mm):	
Φ20x1/2"	Φ32x1"
Φ20x3/4"	Φ32x11/4"
Φ25x1/2"	Φ40x1"
Φ25x3/4"	Φ40x11/4"
Φ25x1"	Φ50x11/2"
Φ32x1/2"	Φ63x2"
Φ32x3/4"	



Tailed male nipple

Specification(mm):	
Φ20x1/2"	
Φ25x3/4"	



Female Thread Socket brass with seat

Specification(mm):	
Φ32x1"	Φ75x21/2"
Φ40x11/4"	Φ90x3"
Φ50x11/2"	Φ110x4"
Φ63x2"	



Male Thread Socket brass with seat

Specification(mm):	
Φ32x1"	Φ75x21/2"
Φ40x11/4"	Φ90x3"
Φ50x11/2"	Φ110x4"
Φ63x2"	



Radiator elbow

Specification(mm):	
Φ20x1/2"	



Female Thread elbow

Specification(mm):	
Φ20x1/2"	Φ32x1"
Φ20x3/4"	Φ32x11/4"
Φ25x1/2"	Φ40x1"
Φ25x3/4"	Φ40x11/4"
Φ25x1"	Φ50x11/2"
Φ32x1/2"	Φ63x2"
Φ32x3/4"	



Male Thread elbow

Specification(mm):	
Φ20x1/2"	Φ32x1"
Φ20x3/4"	Φ32x11/4"
Φ25x1/2"	Φ40x1"
Φ25x3/4"	Φ40x11/4"
Φ25x1"	Φ50x11/2"
Φ32x1/2"	Φ63x2"
Φ32x3/4"	



Male Seated Elbow

Specification(mm):	
Φ20x1/2"	



Female Thread Tee

Specification(mm):	
Φ20x1/2"	Φ32x3/4"
Φ20x3/4"	Φ32x1"
Φ25x1/2"	Φ40x11/4"
Φ25x3/4"	Φ50x11/2"
Φ32x1/2"	Φ63x2"



Male Thread Tee

Specification(mm):	
Φ20x1/2"	Φ32x3/4"
Φ20x3/4"	Φ32x1"
Φ25x1/2"	Φ40x11/4"
Φ25x3/4"	Φ50x11/2"
Φ32x1/2"	Φ63x2"



Check valve

Specification(mm):	
Φ20	
Φ25	
Φ32	



Female Seated Elbow

Specification(mm):	
Φ20x1/2"	
Φ20x3/4"	
Φ25x1/2"	
Φ25x3/4"	
Φ32x1"	



Male Seated Elbow

Specification(mm):	
Φ20x1/2"	
Φ20x3/4"	
Φ25x1/2"	
Φ25x3/4"	
Φ32x1"	



Check valve

Specification(mm):	
Φ20	
Φ25	
Φ32	



Double Elbow

Specification(mm):	
Φ20x1/2"	Φ25x3/4"
Φ20x3/4"	Φ32x1"
Φ25x1/2"	



Double Elbow

Specification(mm):	
Φ20x1/2"	Φ25x1/2"
Φ20x3/4"	Φ25x3/4"



exchange hot&cold water

Specification(mm):	
Φ20x1/2"	
Φ25x1/2"	



Female Thread Iron ocke

Specification(mm):	
Φ20x1/2"	Φ40x11/4"
Φ20x3/4"	Φ50x11/2"
Φ25x3/4"	Φ63x2"
Φ25x1"	Φ75x21/2"
Φ32x3/4"	Φ90x3"
Φ32x1"	Φ110x4"



Male Thread Iron ocke

Specification(mm):	
Φ20x1/2"	Φ40x11/4"
Φ20x3/4"	Φ50x11/2"
Φ25x3/4"	Φ63x2"
Φ25x1"	Φ75x21/2"
Φ32x3/4"	Φ90x3"
Φ32x1"	Φ110x4"



Brass Double-nion

Specification(mm):	
Φ20	Φ40
Φ25	Φ50
Φ32	Φ63



Plastic Ball Valve



Specification(mm):	
Φ20	Φ40
Φ25	Φ50
Φ32	Φ63

Stainless Ball Valve



Specification(mm):		
Φ20	Φ50	Φ110
Φ25	Φ63	Φ125
Φ32	Φ75	
Φ40	Φ90	

IFAN PPR Plastic Union Ball Valve Brass Core



Specification(mm):	
Φ20	Φ40
Φ25	Φ50
Φ32	Φ63

High stainless ball valve



Specification(mm):	
Φ20	
Φ25	

ball valve with double union



Specification(mm):	
Φ20	Φ40
Φ25	Φ50
Φ32	Φ63

Female Ball Valve With Single Union



Specification(mm):	
Φ20	
Φ25	
Φ32	

Brass ball valve



Specification(mm):	
Φ20	Φ40
Φ25	Φ50
Φ32	Φ63



Male Brass ball valve

Specification(mm):	
Φ20x1/2"	
Φ25x3/4"	
Φ32x1"	



Female Brass ball valve

Specification(mm):	
Φ20x1/2"	
Φ25x3/4"	
Φ32x1"	

Female Ball Valve



Specification(mm):	
Φ20x1/2"	
Φ25x1/2"	
Φ25x3/4"	
Φ32x1"	



Female Ball Valve

Specification(mm):	
Φ20x1/2"	
Φ25x1/2"	
Φ25x3/4"	
Φ32x1"	



Female Ball Valve

Specification(mm):	
Φ20x1/2"	
Φ25x3/4"	
Φ32x1"	

Gate Valve



Specification(mm):		
Φ20	Φ40	Φ75
Φ25	Φ50	Φ90
Φ32	Φ63	Φ110



America Stop valve

Specification(mm):	
Φ20	
Φ25	
Φ32	



America Stop valve

Specification(mm):	
Φ20	
Φ25	
Φ32	

America Stop valve new design



Specification(mm):	
Φ20	
Φ25	
Φ32	



America Stop valve new design(Ball)

Specification(mm):	
Φ20	
Φ25	
Φ32	



WapoBoM KpaH An9 cTMpanbHblx MawMH

Specification(mm):	
Φ20	

Brass Valve - MINI



Specification(mm):	
Φ20	
Φ25	
Φ32	



Manifolds-1

Specification(mm):	
2 Ways	6 Ways
3 Ways	7 Ways
4 Ways	8 Ways
5 Ways	



Manifolds-2 With Female

Specification(mm):	
2 Ways	6 Ways
3 Ways	7 Ways
4 Ways	8 Ways
5 Ways	

Plug With Air Valve



Specification(mm):	
Φ25	
Φ32	
Φ40	



Cap

Specification(mm):	
Φ25	
Φ32	
Φ40	



Shelf

Specification(mm):	
Φ25	
Φ32	
Φ40	



Connection IFAN PPR to PEX IFAN



Specification(mm):	
Φ20x16(PE-X)	
Φ20x20(PE-X)	

Socket With Nut



Specification(mm):	
Φ20x1/2"	Φ25x1"
Φ20x3/4"	Φ32x1"
Φ25x1/2"	Φ32x11/4"
Φ25x3/4"	



IFAN PPR Water meter nipple

Specification(mm):	
Φ20	Φ40
Φ25	Φ50
Φ32	Φ63

Elbow With Nut



Specification(mm):	
Φ20x1/2"	Φ25x1"
Φ20x3/4"	Φ32x1"
Φ25x1/2"	Φ32x11/4"
Φ25x3/4"	



Tee With Nut

Specification(mm):	
Φ20x1/2"	Φ25x1"
Φ20x3/4"	Φ32x1"
Φ25x1/2"	Φ32x11/4"
Φ25x3/4"	



Radiator Valve Straight

Specification(mm):	
Φ20x1/2"	

Radiator Valve Elbow



Specification(mm):	
Φ20x1/2"	
Φ20x3/4"	
Φ25x1/2"	
Φ25x3/4"	



Radiator Valve Elbow

Specification(mm):	
Φ20x1/2"	
Φ20x3/4"	
Φ25x1/2"	
Φ25x3/4"	



Radiator Valve Straight

Specification(mm):	
Φ20x1/2"	
Φ25x1/2"	
Φ25x3/4"	

Radiator Valve Elbow



Specification(mm):	
Φ20x1/2"	
Φ25x1/2"	
Φ25x3/4"	



Filter

Specification(mm):	
Φ20	Φ40
Φ25	Φ50
Φ32	Φ63



Filter

Specification(mm):	
Φ20	
Φ25	
Φ32	

Filter



Specification(mm):	
Φ20	
Φ25	
Φ32	



Male cross

Specification(mm):	
Φ50x1/2"	Φ63x1/2"
Φ50x3/4"	Φ63x3/4"
Φ50x1"	Φ63x1"
Φ50x11/4"	Φ63x11/4"



Female cross

Specification(mm):	
Φ25x1/2"	Φ50x1"
Φ32x3/4"	Φ50x11/4"
Φ40x3/4"	Φ63x1/2"
Φ40x1"	Φ63x3/4"
Φ40x11/4"	Φ63x1"
Φ50x1/2"	Φ63x11/4"
Φ50x3/4"	

Manifold



Specification(mm):	
Φ50x3/4"	



Ppr Bibcock

Specification(mm):	
Φ1/2x1/2"	
Φ1/2x3/4"	



Ppr Angel Valve

Specification(mm):	
Φ1/2x1/2"	
Φ1/2x3/4"	

PPR hot machine



Specification(mm):	
Φ20-32	
Φ20-63	



Peeling tool

Specification(mm):	
Φ20x25	Φ75x90
Φ32x40	Φ90x110
Φ50x63	



Metal clamp Triphow

Specification(mm):		
Φ20	Φ50	Φ110
Φ25	Φ63	Φ125
Φ32	Φ75	Φ160
Φ40	Φ90	





HDPE PIPE & FITTING / PP FITTINGS

PE Pipe PN-16 S11



Specification(mm):		
Φ20x2.3	Φ110x10.0	Φ250x22.7
Φ25x2.3	Φ125x11.4	Φ280x25.4
Φ32x3.0	Φ140x12.7	Φ315x28.6
Φ40x3.7	Φ160x14.6	Φ355x32.2
Φ50x4.6	Φ180x16.4	Φ400x36.3
Φ63x5.8	Φ200x18.2	Φ450x40.9
Φ75x6.8	Φ225x20.5	Φ500x45.4
Φ90x8.2		

PE Pipe PN-12.5 S13.6



Specification(mm):		
Φ63x4.7	Φ200x14.7	Φ500x36.8
Φ75x5.6	Φ225x16.6	
Φ90x6.7	Φ250x18.4	
Φ110x8.1	Φ280x20.6	
Φ125x9.2	Φ315x23.2	
Φ140x10.3	Φ355x26.1	
Φ160x11.8	Φ400x29.4	
Φ180x13.3	Φ450x33.1	

PE Pipe PN-10 S17



Specification(mm):		
Φ75x4.5	Φ180x10.7	Φ315x18.1
Φ90x5.4	Φ200x11.9	Φ355x21.1
Φ110x6.6	Φ225x13.4	Φ400x23.7
Φ125x7.4	Φ250x14.8	Φ450x26.7
Φ140x8.3	Φ280x16.6	Φ500x29.7
Φ160x9.5		

PE Pipe PN-10 S17



Specification(mm):		
Φ110x5.3	Φ200x9.6	Φ355x16.9
Φ125x6.0	Φ225x10.8	Φ400x19.1
Φ140x6.7	Φ250x11.9	Φ450x21.5
Φ160x7.7	Φ280x13.4	Φ500x23.9
Φ180x8.6	Φ315x15.0	

PE Pipe PN-06 S26



Specification(mm):		
Φ110x4.2	Φ200x7.7	Φ355x13.6
Φ125x4.8	Φ225x8.6	Φ400x15.3
Φ140x5.4	Φ250x9.6	Φ450x17.2
Φ160x6.2	Φ280x10.7	Φ500x19.1
Φ180x6.9	Φ315x12.1	





SOCKET

Specification(mm):
Φ20
Φ25
Φ32
Φ40
Φ50
Φ63
Φ75
Φ90
Φ110



REDUCER

Specification(mm):
Φ20/16
Φ25/20
Φ32/20
Φ32/25
Φ40/20
Φ40/25
Φ40/32
Φ50/25
Φ50/32
Φ50/40
Φ63/25
Φ63/32
Φ63/40
Φ63/50
Φ75/63
Φ90/63
Φ90/75
Φ110/63
Φ110/75
Φ110/90



ELBOW 45°

Specification(mm):
Φ20
Φ25
Φ32
Φ40
Φ50
Φ63
Φ75
Φ90
Φ110



ELBOW 90°

Specification(mm):
Φ20
Φ25
Φ32
Φ40
Φ50
Φ63
Φ75
Φ90
Φ110



TEE

Specification(mm):
Φ20
Φ25
Φ32
Φ40
Φ50
Φ63
Φ75
Φ90
Φ110



REDUCING TEE

Specification(mm):
Φ20/16/20
Φ25/20/25
Φ32/20/32
Φ32/25/32
Φ40/20/40
Φ40/25/40
Φ40/32/40
Φ50/25/50
Φ50/32/50
Φ50/40/50
Φ63/25/63
Φ63/32/63
Φ63/40/63
Φ63/50/63
Φ75/63/75
Φ90/63/90
Φ90/75/90
Φ110/63/110
Φ110/75/110
Φ110/90/110



CAP

Specification(mm):
Φ20
Φ25
Φ32
Φ40
Φ50
Φ63



SADDLE

Specification(mm):
Φ50/25
Φ63/25
Φ75/25
Φ90/25
Φ110/25



FLANGE ADAPTOR

Specification(mm):
Φ40
Φ50
Φ63
Φ75
Φ90
Φ110



MALE THREAD CONNECOR

Specification(mm):
Φ16x1/2"
Φ20x1/2"
Φ20x3/4"
Φ25x1/2"
Φ25x3/4"
Φ32x1"
Φ40x11/4"
Φ50x11/2"
Φ63x2"



FEMALE THREAD CONNECOR

Specification(mm):
Φ16x1/2"
Φ20x1/2"
Φ20x3/4"
Φ25x1/2"
Φ25x3/4"
Φ32x1"
Φ40x11/4"
Φ50x11/2"
Φ63x2"



MALE THREAD ELBOW

Specification(mm):
Φ16x1/2"
Φ20x1/2"
Φ20x3/4"
Φ25x1/2"
Φ25x3/4"
Φ32x1"
Φ40x11/4"
Φ50x11/2"
Φ63x2"



FEMALE THREAD ELBOW

Specification(mm):
Φ16x1/2"
Φ20x1/2"
Φ20x3/4"
Φ25x1/2"
Φ25x3/4"
Φ32x1"
Φ40x11/4"
Φ50x11/2"
Φ63x2"



MALE THREAD TEE

Specification(mm):
Φ16x1/2"
Φ20x1/2"
Φ20x3/4"
Φ25x1/2"
Φ25x3/4"
Φ32x1"
Φ40x11/4"
Φ50x11/2"
Φ63x2"



FEMALE THREAD TEE

Specification(mm):
Φ16x1/2"
Φ20x1/2"
Φ20x3/4"
Φ25x1/2"
Φ25x3/4"
Φ32x1"
Φ40x11/4"
Φ50x11/2"
Φ63x2"





FEMALE THREAD COMBINED SOCKET

Specification(mm):	
Φ20x1/2"	
Φ25x3/4"	
Φ32x1"	
Φ40x1 1/4"	



FEMALE THREAD ELBOW

Specification(mm):	
Φ16x1/2"	Φ32x1"
Φ20x1/2"	Φ40x1 1/4"
Φ20x3/4"	Φ50x1 1/2"
Φ25x1/2"	Φ63x2"
Φ25x3/4"	



IFAN PP VALVE

Specification(mm):	
Φ16	
Φ20	
Φ25	
Φ32	
Φ40	
Φ50	
Φ63	



CAP

Specification(mm):	
Φ63	
Φ75	
Φ90	
Φ110	
Φ125	
Φ160	
Φ200	
Φ250	
Φ315	
Φ355	
Φ400	
Φ450	
Φ500	
Φ560	
Φ630	



FLANGE ADAPTOR

Specification(mm):	
Φ63	
Φ75	
Φ90	
Φ110	
Φ125	
Φ160	
Φ200	
Φ250	
Φ315	
Φ355	
Φ400	
Φ450	
Φ500	
Φ560	
Φ630	



REDUCER

Specification(mm):	
Φ75/63	Φ250/125
Φ90/63	Φ250/160
Φ110/63	Φ250/180
Φ110/75	Φ250/200
Φ170/90	Φ250/220
Φ125/63	Φ315/160
Φ125/90	Φ315/200
Φ125/110	Φ315/225
Φ160/90	Φ315/250
Φ160/110	Φ355/315
Φ160/125	Φ400/315
Φ180/125	Φ450/400
Φ200/110	Φ500/450
Φ200/160	Φ560/500
Φ225/160	Φ630/450
Φ225/200	Φ630/560



ELBOW 45°

Specification(mm):	
Φ63	
Φ75	
Φ90	
Φ110	
Φ125	
Φ160	
Φ200	
Φ250	



ELBOW 90°

Specification(mm):	
Φ63	
Φ75	
Φ90	
Φ110	
Φ125	
Φ160	
Φ200	
Φ250	
Φ315	
Φ355	
Φ400	
Φ450	
Φ500	



TEE

Specification(mm):	
Φ63	
Φ75	
Φ90	
Φ110	
Φ125	
Φ160	
Φ200	
Φ250	
Φ315	
Φ355	
Φ400	
Φ450	
Φ500	



REDUCING TEE

Specification(mm):	
Φ90/63/90	Φ200/110/200
Φ90/75/90	Φ200/160/200
Φ110/63/110	Φ250/110/250
Φ110/75/110	Φ250/160/250
Φ110/90/110	Φ250/200/250
Φ125/63/125	Φ315/200/315
Φ125/90/125	Φ315/250/315
Φ160/63/160	Φ355/250/355
Φ160/90/160	Φ355/315/355
Φ160/110/160	Φ400/355/400
Φ200/63/200	Φ500/400/500
Φ200/90/200	



ELBOW 90°

Specification(mm):	
Φ110	
Φ125	
Φ160	
Φ200	
Φ250	
Φ315	
Φ355	
Φ400	
Φ450	
Φ500	
Φ560	
Φ630	



SKEW TEE

Specification(mm):	
Φ110	
Φ125	
Φ160	
Φ200	
Φ250	
Φ315	
Φ355	
Φ400	
Φ450	
Φ500	
Φ560	
Φ630	





CROSS

Specification(mm):	
Φ110	Φ355
Φ125	Φ400
Φ160	Φ450
Φ200	Φ500
Φ250	Φ560
Φ315	Φ630



STEEL FLANGE PLAE

Specification(mm):	
Φ63	Φ315
Φ75	Φ355
Φ90	Φ400
Φ110	Φ450
Φ125	Φ500
Φ160	Φ560
Φ200	Φ630
Φ250	



STEEL BLIND BOARD

Specification(mm):	
Φ63	Φ315
Φ75	Φ355
Φ90	Φ400
Φ110	Φ450
Φ125	Φ500
Φ160	Φ560
Φ200	Φ630
Φ250	



REPAIRING TOOL

Specification(mm):
Φ63
Φ75
Φ90
Φ110
Φ125
Φ160
Φ200



REPAIRING SADDLE

Specification(mm):	
Φ110	Φ355
Φ125	Φ400
Φ160	Φ450
Φ200	Φ500
Φ250	Φ560
Φ315	Φ630



COUPLER

Specification(mm):	
Φ20	Φ110
Φ25	Φ125
Φ32	Φ160
Φ40	Φ200
Φ50	Φ250
Φ63	Φ315
Φ75	Φ355
Φ90	Φ400



REDUCER

Specification(mm):	
Φ32/25	Φ90/63
Φ40/32	Φ110/63
Φ50/32	Φ110/75
Φ50/40	Φ110/90
Φ63/32	Φ125/90
Φ63/40	Φ160/90
Φ75/63	Φ160/110



LONG COUPLER

Specification(mm):
Φ25
Φ32
Φ40
Φ50
Φ63



REPAIRING SADDLE

Specification(mm):
Φ63
Φ90
Φ110
Φ160
Φ200



ELBOW 45°

Specification(mm):
Φ63
Φ90
Φ110



ELBOW 90°

Specification(mm):	
Φ25	Φ63
Φ32	Φ90
Φ40	Φ110
Φ50	Φ160



REPAIRING SADDLE

Specification(mm):	
Φ25	Φ63
Φ32	Φ90
Φ40	Φ110
Φ50	Φ160



REDUCING TEE

Specification(mm):	
Φ63/32/63	
Φ63/40/63	
Φ63/50/63	
Φ90/63/90	
Φ110/63/110	
Φ110/90/110	



BRANCH SADDLE

Specification(mm):	
Φ63/32	
Φ90/63	
Φ110/63	
Φ160/63	
Φ200/63	
Φ250/63	



TAPPING SADDLE

Specification(mm):	
Φ63/32	
Φ90/63	
Φ110/63	
Φ160/63	
Φ200/63	



Socket



Specification(mm):	
Φ20	Φ75
Φ25	Φ90
Φ32	Φ110
Φ40	
Φ50	
Φ63	

Reduce socket



Specification(mm):		
Φ25x20	Φ50x25	Φ75x50
Φ32x20	Φ50x32	Φ75x63
Φ32x25	Φ50x40	Φ90x63
Φ40x20	Φ63x32	Φ90x75
Φ40x25	Φ63x40	Φ110x75
Φ40x32	Φ63x50	Φ110x90



Female socket

Specification(mm):	
Φ20x1/2"	
Φ32x3/4"	
Φ32x1"	
Φ40x1-1/4"	
Φ50x1-1/2"	
Φ63x2"	

Male Socket



Specification(mm):		
Φ20x1/2"	Φ25x1-1/2"	Φ50x1-1/2"
Φ20x3/4"	Φ32x1/2"	Φ50x2"
Φ20x1"	Φ32x3/4"	Φ63x2"
Φ25x1/2"	Φ32x1"	Φ75x2-1/2"
Φ25x3/4"	Φ32x1-1/4"	Φ90x3"
Φ25x1"	Φ32x1-1/2"	Φ110x4"
Φ25x1-1/4"	Φ25x1-1/4"	



Elbow Coude

Specification(mm):	
Φ20	Φ90
Φ25	Φ110
Φ32	
Φ40	
Φ50	
Φ63	
Φ75	



Female Elbow

Specification(mm):	
Φ20x1/2"	
Φ20x3/4"	
Φ25x3/4"	
Φ32x1"	
Φ40x1-1/4"	
Φ50x1-1/2"	
Φ63x2"	

Male Elbow About Male



Specification(mm):	
Φ20x1/2"	Φ32x3/4"
Φ20x3/4"	Φ32x1"
Φ25x1/2"	Φ40x1-1/4"
Φ25x3/4"	Φ50x1-1/2"
Φ32x1/2"	Φ63x2"



TEE T

Specification(mm):	
Φ20	Φ63
Φ25	Φ75
Φ32	Φ90
Φ40	Φ110
Φ50	



Reduce Tee T-reduit

Specification(mm):	
Φ25x20x25	Φ50x32x50
Φ32x20x32	Φ50x40x50
Φ32x25x32	Φ63x25x63
Φ40x25x40	Φ63x32x63
Φ40x32x40	Φ63x40x63
Φ50x25x50	Φ63x50x63

Female Tee



Specification(mm):	
Φ20x1/2"	Φ32x3/4"
Φ20x3/4"	Φ32x1"
Φ25x1/2"	Φ40x1-1/4"
Φ25x3/4"	Φ50x1-1/2"
Φ32x1/2"	Φ63x2"



Male Tee

Specification(mm):	
Φ20x1/2"	Φ32x3/4"
Φ20x3/4"	Φ32x1"
Φ25x1/2"	Φ40x1-1/4"
Φ25x3/4"	Φ50x1-1/2"
Φ32x1/2"	Φ63x2"



Cap About femelle

Specification(mm):	
Φ20	Φ63
Φ25	Φ75
Φ32	Φ90
Φ40	Φ110
Φ50	

MALE SOCKET



Specification(mm):	
Φ20x1/2"	Φ40x1-1/4"
Φ25x3/4"	Φ50x1-1/2"
Φ32x1"	Φ63x2"



FEMALE SOCKET

Specification(mm):	
Φ20x1/2"	Φ40x1-1/4"
Φ25x3/4"	Φ50x1-1/2"
Φ32x1"	Φ63x2"



MALE ELBOW

Specification(mm):	
Φ20x1/2"	Φ40x1-1/4"
Φ25x3/4"	Φ50x1-1/2"
Φ32x1"	Φ63x2"

PP TOOLS



Specification(mm):	
Φ40	
Φ50	
Φ63	



PP TOOLS

Specification(mm):	
Φ75	
Φ90	
Φ110	



FEMALE ELBOW

Specification(mm):	
Φ20x1/2"	Φ40x1-1/4"
Φ25x3/4"	Φ50x1-1/2"
Φ32x1"	Φ63x2"

EQUAL VALVE



Specification(mm):	
Φ20	Φ63
Φ25	Φ75
Φ32	Φ90
Φ40	Φ110
Φ50	



MALE VALVE

Specification(mm):	
Φ20x1/2"	Φ63x2"
Φ25x3/4"	Φ75x2-1/2"
Φ32x1"	Φ90x3"
Φ40x1-1/4"	Φ110x4"
Φ50x1-1/2"	



FEMALE VALVE

Specification(mm):	
Φ20x1/2"	Φ63x2"
Φ25x3/4"	Φ75x2-1/2"
Φ32x1"	Φ90x3"
Φ40x1-1/4"	Φ110x4"
Φ50x1-1/2"	



Socket



Specification(mm):	
Φ20	Φ75
Φ25	Φ90
Φ32	Φ110
Φ40	
Φ50	
Φ63	

Reduce Socket



Specification(mm):	
Φ25X20	Φ50X25
Φ32X20	Φ50X32
Φ32X25	Φ50X40
Φ40X20	Φ63X32
Φ40X25	Φ63X40
Φ40X32	Φ63X50

Female Socket



Specification(mm):	
Φ20x1/2"	Φ40x1-1/4"
Φ25x1/2"	Φ50x1-1/2"
Φ25x3/4"	Φ63x2"
S32x1/2"	Φ75x2-1/2"
Φ32x3/4"	Φ90x3"
Φ32x1"	Φ110x4"

Male Socket



Specification(mm):	
Φ20x1/2"	Φ32x1"
Φ20x3/4"	Φ32x1-1/4"
Φ20x1"	Φ32x1-1/2"
Φ25x1/2"	Φ40x1-1/4"
Φ25x3/4"	Φ50x1-1/2"
Φ25x1"	Φ50x2"
Φ25x1-1/4"	Φ63x2"
Φ25x1-1/2"	Φ75x2-1/2"
Φ32x1/2"	Φ90x3"
Φ32x3/4"	Φ110x4"

Elbow



Specification(mm):	
Φ20	
Φ25	
Φ32	
Φ40	
Φ50	
Φ63	
Φ75	
Φ90	
Φ110	

Female Elbow



Specification(mm):	
Φ20x1/2"	Φ32x3/4"
Φ20x3/4"	Φ32x1"
Φ25x1/2"	Φ40x1-1/4"
Φ25x3/4"	Φ50x1-1/2"
Φ25x1"	Φ63x2"
Φ32x1/2"	

Male Elbow / Coude male



Specification(mm):	
Φ20x1/2"	Φ32x3/4"
Φ20x3/4"	Φ32x1"
Φ25x1/2"	Φ40x1-1/4"
Φ25x3/4"	Φ50x1-1/2"
Φ25x1"	Φ63x2"
Φ32x1/2"	

TEE T



Specification(mm):	
Φ20	Φ75
Φ25	Φ90
Φ32	Φ110
Φ40	
Φ50	
Φ63	

Reduce Tee T-reduit



Specification(mm):	
Φ25x20x25	
Φ32x20x32	
Φ32x25x32	
Φ40x25x40	
Φ40x32x40	
Φ50x40x50	
Φ63x50x63	

Female Tee / TE-femelle



Specification(mm):	
Φ20x1/2"	Φ32x3/4"
Φ25x1/2"	Φ32x1"
Φ25x3/4"	Φ40x1-1/4"
Φ25x1"	Φ50x1-1/2"
Φ32x1/2"	Φ63x2"

Male Tee / TE-Male



Specification(mm):	
Φ20x1/2"	Φ32x3/4"
Φ25x1/2"	Φ32x1"
Φ25x3/4"	Φ40x1-1/4"
Φ25x1"	Φ50x1-1/2"
Φ32x1/2"	Φ63x2"

Cap / Ambout



Specification(mm):	
Φ20	Φ63
Φ25	Φ75
Φ32	Φ90
Φ40	Φ110
Φ50	

Compression Ball Valve anne panaflexe



Specification(mm):	
Φ20	Φ63
Φ25	Φ75
Φ32	Φ90
Φ40	Φ110
Φ50	

Compression Ball Valve anne panaflexe male



Specification(mm):	
Φ20x1/2"	Φ63x2"
Φ25x3/4"	Φ75x2-1/2"
Φ32x1"	Φ90x3"
Φ40x1-1/4"	Φ110x4"
Φ50x1-1/2"	

Compression Female Valve Vanne panaflexe



Specification(mm):	
Φ20x1/2"	Φ63x2"
Φ25x3/4"	Φ75x2-1/2"
Φ32x1"	Φ90x3"
Φ40x1-1/4"	Φ110x4"
Φ50x1-1/2"	



Socket / Manchon



Specification(mm):	
Φ20	
Φ25	
Φ32	
Φ40	
Φ50	
Φ63	
Φ75	
Φ90	
Φ110	

Reduce Socket / Manchon Réduit



Specification(mm):	
Φ25x20	
Φ32x25	
Φ40x32	
Φ50x40	
Φ63x50	
Φ75x63	
Φ90x75	
Φ110x90	

Female Socket / Manchon femelle



Specification(mm):	
Φ20x1/2"	Φ40x1-1/2"
Φ20x3/4"	Φ50x1-1/4"
Φ25x3/4"	Φ50x1-1/2"
Φ25x1"	Φ63x1-1/2"
Φ32x3/4"	Φ63x2"
Φ32x1"	Φ75x2-1/2"
Φ32x1-1/4"	Φ90x3"
Φ40x1"	Φ110x4"
Φ40x1-1/4"	

Male Socket / Manchon femelle



Specification(mm):	
Φ20x1/2"	Φ40x1-1/2"
Φ20x3/4"	Φ50x1-1/4"
Φ25x3/4"	Φ50x1-1/2"
Φ25x1"	Φ63x1-1/2"
Φ32x3/4"	Φ63x2"
Φ32x1"	Φ75x2-1/2"
Φ32x1-1/4"	Φ90x3"
Φ40x1"	Φ110x4"
Φ40x1-1/4"	

Elbow / Coude



Specification(mm):	
Φ20	
Φ25	
Φ32	
Φ40	
Φ50	
Φ63	
Φ75	
Φ90	
Φ110	

Female Elbow / Coude Femelle



Specification(mm):	
L20x1/2"F	
L25x3/4"F	
L32x1"F	
L40x1-1/4"F	
L50x1-1/2"F	
L63x2"F	
L75x2-1/2"F	
L90x3"F	
L110x4"F	

Male Elbow / Coude male



Specification(mm):	
L20x1/2"M	
L25x3/4"M	
L32x1"M	
L40x1-1/4"M	
L50x1-1/2"M	
L63x2"M	
L75x2-1/2"M	
L90x3"M	
L110x4"M	

TEE T



Specification(mm):	
Φ20	
Φ25	
Φ32	
Φ40	
Φ50	
Φ63	
Φ75	
Φ90	
Φ110	

Reduce Tee T-reduit



Specification(mm):	
T25x20x25	
T32x25x32	
T40x32x40	
T50x40x50	
T63x50x63	
T75x63x75	
T90x75x90	
T110x90x110	

Female Tee / TE-femelle



Specification(mm):	
T20x1/2"F	T40x2"F
T25x1/2"F	T50x1-1/4"F
T25x3/4"F	T50x1-1/2"F
T32x3/4"F	T50x2"F
T32x1"F	T63x2"F
T32x1-1/4"F	T75x2-1/2"F
T40x1"F	T90x3"F
T40x1-1/4"F	T110x4"F
T40x1-1/2"F	

Male Tee / TE-Male



Specification(mm):	
T20x1/2"M	T40x2"M
T25x1/2"M	T50x1-1/4"M
T25x3/4"M	T50x1-1/2"M
T32x3/4"M	T50x2"M
T32x1"M	T63x2"M
T32x1-1/4"M	T75x2-1/2"M
T40x1"M	T90x3"M
T40x1-1/4"M	T110x4"M
T40x1-1/2"M	

Cap / Ambout



Specification(mm):	
Φ20	
Φ25	
Φ32	
Φ40	
Φ50	
Φ63	
Φ75	
Φ90	
Φ110	



**Socket /
Manchon**



Specification(mm):	
Φ20	
Φ25	
Φ32	
Φ40	
Φ50	
Φ63	
Φ75	
Φ90	
Φ110	

**Raduce Socket /
Manchon Reduit**



Specification(mm):	
Φ25x20	
Φ32x25	
Φ40x32	
Φ50x40	
Φ63x50	
Φ75x63	
Φ90x75	
Φ110x90	

**Female Socket /
Manchon femelle**



Specification(mm):	
Φ20x1/2"	Φ40x1-1/2"
Φ20x3/4"	Φ50x1-1/4"
Φ25x3/4"	Φ50x1-1/2"
Φ25x1"	Φ63x1-1/2"
Φ32x3/4"	Φ63x2"
Φ32x1"	Φ75x2-1/2"
Φ32x1-1/4"	Φ90x3"
Φ40x1"	Φ110x4"
Φ40x1-1/4"	

**Male Socket /
Manchon femelle**



Specification(mm):	
Φ20x1/2"	Φ40x1-1/2"
Φ20x3/4"	Φ50x1-1/4"
Φ25x3/4"	Φ50x1-1/2"
Φ25x1"	Φ63x1-1/2"
Φ32x3/4"	Φ63x2"
Φ32x1"	Φ75x2-1/2"
Φ32x1-1/4"	Φ90x3"
Φ40x1"	Φ110x4"
Φ40x1-1/4"	

**Elbow /
Coude**



Specification(mm):	
Φ20	
Φ25	
Φ32	
Φ40	
Φ50	
Φ63	
Φ75	
Φ90	
Φ110	

**Female Elbow /
Coude Femelle**



Specification(mm):	
L20x1/2"F	
L25x3/4"F	
L32x1"F	
L40x1-1/4"F	
L50x1-1/2"F	
L63x2"F	
L75x2-1/2"F	
L90x3"F	
L110x4"F	

Male Elbow / Coude male



Specification(mm):	
L20x1/2"M	
L25x3/4"M	
L32x1"M	
L40x1-1/4"M	
L50x1-1/2"M	
L63x2"M	
L75x2-1/2"M	
L90x3"M	
L110x4"M	

TEE T



Specification(mm):	
Φ20	
Φ25	
Φ32	
Φ40	
Φ50	
Φ63	
Φ75	
Φ90	
Φ110	

Reduce Tee T-reduit



Specification(mm):	
T25x20x25	
T32x25x32	
T40x32x40	
T50x40x50	
T63x50x63	
T75x63x75	
T90x75x90	
T110x90x110	

Female Tee / TE-femelle



Specification(mm):	
T20x1/2"F	T40x2"F
T25x1/2"F	T50x1-1/4"F
T25x3/4"F	T50x1-1/2"F
T32x3/4"F	T50x2"F
T32x1"F	T63x2"F
T32x1-1/4"F	T75x2-112"F
T40x1"F	T90x3"F
T40x1-1/4"F	T110x4"F
T40x1-1/2"F	

Male Tee / TE-Male



Specification(mm):	
T20x1/2"M	T40x2"M
T25x1/2"M	T50x1-1/4"M
T25x3/4"M	T50x1-1/2"M
T32x3/4"M	T50x2"M
T32x1"M	T63x2"M
T32x1-1/4"M	T75x2-112"M
T40x1"M	T90x3"M
T40x1-1/4"M	T110x4"M
T40x1-1/2"M	

Cap / Ambout



Specification(mm):	
Φ20	
Φ25	
Φ32	
Φ40	
Φ50	
Φ63	
Φ75	
Φ90	
Φ110	



Socket



Specification(mm):	
Φ20	
Φ25	
Φ32	
Φ40	
Φ50	
Φ63	
Φ75	
Φ90	
Φ110	

Reduce Socket



Specification(mm):	
Φ25x20	Φ63x32
Φ32x20	Φ63x40
Φ32x25	Φ63x50
Φ40x20	
Φ40x25	
Φ40x32	
Φ50x25	
Φ50x32	
Φ50x40	

Female Socket



Specification(mm):	
Φ20x1/2"	Φ40x1-1/2"
Φ20x3/4"	Φ50x1-1/4"
Φ25x3/4"	Φ50x1-1/2"
Φ25x1"	Φ63x1-1/2"
Φ32x3/4"	Φ63x2"
Φ32x1"	Φ75x2-1/2"
Φ32x1-1/4"	Φ90x3"
Φ40x1"	Φ110x4"
Φ40x1-1/4"	

Male Socket



Specification(mm):	
Φ20x1/2"	Φ40x1-1/2"
Φ20x3/4"	Φ50x1-1/4"
Φ25x3/4"	Φ50x1-1/2"
Φ25x1"	Φ63x1-1/2"
Φ32x3/4"	Φ63x2"
Φ32x1"	Φ75x2-1/2"
Φ32x1-1/4"	Φ90x3"
Φ40x1"	Φ110x4"
Φ40x1-1/4"	



Elbow

Specification(mm):	
Φ20	
Φ25	
Φ32	
Φ40	
Φ50	
Φ63	
Φ75	
Φ90	
Φ110	



Female Elbow

Specification(mm):	
L20x1/2"F	
L25x1/2"F	
L25x3/4"F	
L32x3/4"F	
L32x1"F	
L40x1-1/4"F	
L50x1-1/2"F	
L63x2"F	

Male Elbow



Specification(mm):	
L20x1/2"M	
L25x1/2"M	
L25x3/4"M	
L32x3/4"M	
L32x1"M	
L40x1-1/4"M	
L50x1-1/2"M	
L63x2"M	



TEE

Specification(mm):	
Φ20	
Φ25	
Φ32	
Φ40	
Φ50	
Φ63	
Φ75	
Φ90	
Φ110	



Reduce Tee

Specification(mm):	
T25x20x25	
T32x20x32	
T32x25x32	
T40x25x40	
T40x32x40	
T50x40x50	
T63x50x63	

Female Tee



Specification(mm):	
L20x1/2"F	
L25x1/2"F	
L25x3/4"F	
L32x3/4"F	
L32x1"F	
L40x1-1/4"F	
L50x1-1/2"F	
L63x2"F	



Male Tee

Specification(mm):	
L20x1/2"M	
L25x1/2"M	
L25x3/4"M	
L32x3/4"M	
L32x1"M	
L40x1-1/4"M	
L50x1-1/2"M	
L63x2"M	



Cap

Specification(mm):	
Φ20	
Φ25	
Φ32	
Φ40	
Φ50	
Φ63	
Φ75	
Φ90	
Φ110	

EQUAL VALVE



Specification(mm):	
Φ20	
Φ25	
Φ32	
Φ40	
Φ50	
Φ63	
Φ75	
Φ90	
Φ110	



MALE VALVE

Specification(mm):	
Φ20x1/2"	
Φ25x3/4"	
Φ32x1"	
Φ40x1-1/4"	
Φ50x1-1/2"	
Φ63x2"	
Φ75x2-1/2"	
Φ90x3"	
Φ110x4"	



FEMALE VALVE

Specification(mm):	
Φ20x1/2"	
Φ25x3/4"	
Φ32x1"	
Φ40x1-1/4"	
Φ50x1-1/2"	
Φ63x2"	
Φ75x2-1/2"	
Φ90x3"	
Φ110x4"	



Saddle Clamp PN10



Specification(mm):	
Φ25×1/2"	Φ160×1/2"
Φ25×3/4"	Φ160×3/4"
Φ32×1/2"	Φ160×1"
Φ32×3/4"	Φ160×1.1/4"
Φ32×1"	Φ160×2"
Φ40×1/2"	Φ160×3"
Φ40×3/4"	Φ180×3/4"
Φ40×1"	Φ180×1"
Φ50×1/2"	Φ180×1.1/2"
Φ50×3/4"	Φ180×2"
Φ50×1"	Φ180×3"
Φ63×1/2"	Φ200×1"
Φ63×3/4"	Φ200×1.1/4"
Φ63×1"	Φ200×2"
Φ75×1/2"	Φ200×2.1/2"
Φ75×3/4"	Φ200×3"
Φ75×1"	Φ200×4"
Φ90×1/2"	Φ225×1"
Φ90×3/4"	Φ225×1.1/4"
Φ90×1"	Φ225×1.1/2"
Φ90×1.1/4"	Φ225×2"
Φ90×1.1/2"	Φ225×2.1/2"
Φ90×2"	Φ225×3"
Φ110×1/2"	Φ250×2"
Φ110×3/4"	Φ250×3"
Φ110×1"	Φ250×4"
Φ110×1.1/4"	Φ315×2"
Φ110×1.1/2"	Φ315×3"
Φ110×2"	Φ315×4"
Φ125×3/4"	Φ315×6"
Φ125×1"	
Φ125×1.1/4"	
Φ125×1.1/2"	
Φ125×2"	



Double Saddle Clamp PN10

Specification(mm):	
Φ25×1/2"	Φ160×1/2"
Φ25×3/4"	Φ160×3/4"
Φ32×1/2"	Φ160×1"
Φ32×3/4"	Φ160×1.1/4"
Φ32×1"	Φ160×2"
Φ40×1/2"	Φ160×3"
Φ40×3/4"	Φ180×3/4"
Φ40×1"	Φ180×1"
Φ50×1/2"	Φ180×1.1/2"
Φ50×3/4"	Φ180×2"
Φ50×1"	Φ180×3"
Φ63×1/2"	Φ200×1"
Φ63×3/4"	Φ200×1.1/4"
Φ63×1"	Φ200×2"
Φ75×1/2"	Φ200×2.1/2"
Φ75×3/4"	Φ200×3"
Φ75×1"	Φ200×4"
Φ90×1/2"	Φ225×1"
Φ90×3/4"	Φ225×1.1/4"
Φ90×1"	Φ225×1.1/2"
Φ90×1.1/4"	Φ225×2"
Φ90×1.1/2"	Φ225×2.1/2"
Φ90×2"	Φ225×3"
Φ110×1/2"	Φ250×2"
Φ110×3/4"	Φ250×3"
Φ110×1"	Φ250×4"
Φ110×1.1/4"	Φ315×2"
Φ110×1.1/2"	Φ315×3"
Φ110×2"	Φ315×4"
Φ125×3/4"	Φ315×6"
Φ125×1"	
Φ125×1.1/4"	
Φ125×1.1/2"	
Φ125×2"	



Female Saddle Clamp PN10

Specification(mm):	
Φ25×1/2"	Φ160×1/2"
Φ25×3/4"	Φ160×3/4"
Φ32×1/2"	Φ160×1"
Φ32×3/4"	Φ160×1.1/4"
Φ32×1"	Φ160×2"
Φ40×1/2"	Φ160×3"
Φ40×3/4"	Φ180×3/4"
Φ40×1"	Φ180×1"
Φ50×1/2"	Φ180×1.1/2"
Φ50×3/4"	Φ180×2"
Φ50×1"	Φ180×3"
Φ63×1/2"	Φ200×1"
Φ63×3/4"	Φ200×1.1/4"
Φ63×1"	Φ200×2"
Φ75×1/2"	Φ200×2.1/2"
Φ75×3/4"	Φ200×3"
Φ75×1"	Φ200×4"
Φ90×1/2"	Φ225×1"
Φ90×3/4"	Φ225×1.1/4"
Φ90×1"	Φ225×1.1/2"
Φ90×1.1/4"	Φ225×2"
Φ90×1.1/2"	Φ225×2.1/2"
Φ90×2"	Φ225×3"
Φ110×1/2"	Φ250×2"
Φ110×3/4"	Φ250×3"
Φ110×1"	Φ250×4"
Φ110×1.1/4"	Φ315×2"
Φ110×1.1/2"	Φ315×3"
Φ110×2"	Φ315×4"
Φ125×3/4"	Φ315×6"
Φ125×1"	
Φ125×1.1/4"	
Φ125×1.1/2"	
Φ125×2"	

Saddle Clamp PN16



Specification(mm):	
Φ25×1/2"	Φ75×3/4"
Φ25×3/4"	Φ75×1"
Φ32×1/2"	Φ75×1-1/4"
Φ32×3/4"	Φ75×1-1/2"
Φ32×1"	Φ75×2"
Φ40×1/2"	Φ90×1/2"
Φ40×3/4"	Φ90×3/4"
Φ40×1"	Φ90×1"
Φ50×1/2"	Φ90×1-1/4"
Φ50×3/4"	Φ90×1-1/2"
Φ50×1"	Φ90×2"
Φ50×1-1/4"	Φ90×2-1/2"
Φ50×1-1/2"	Φ110×1/2"
Φ63×1/2"	Φ110×3/4"
63×3/4"	Φ110×1"
63×1"	Φ110×1-1/4"
Φ63×1-1/4"	Φ110×1-1/2"
Φ63×1-1/2"	Φ110×2"
Φ63×2"	Φ110×2-1/2"
Φ75×1/2"	Φ110×3"



Double Clamp Saddle PN16

Specification(mm):	
Φ25×1/2"	Φ75×3/4"
Φ25×3/4"	Φ75×1"
Φ32×1/2"	Φ75×1-1/4"
Φ32×3/4"	Φ75×1-1/2"
Φ32×1"	Φ75×2"
Φ40×1/2"	Φ90×1/2"
Φ40×3/4"	Φ90×3/4"
Φ40×1"	Φ90×1"
Φ50×1/2"	Φ90×1-1/4"
Φ50×3/4"	Φ90×1-1/2"
Φ50×1"	Φ90×2"
Φ50×1-1/4"	Φ90×2-1/2"
Φ50×1-1/2"	Φ110×1/2"
Φ63×1/2"	Φ110×3/4"
63×3/4"	Φ110×1"
63×1"	Φ110×1-1/4"
Φ63×1-1/4"	Φ110×1-1/2"
Φ63×1-1/2"	Φ110×2"
Φ63×2"	Φ110×2-1/2"
Φ75×1/2"	Φ110×3"





PPH THREAD PIPE & FITTINGS (701)

PPH PIPE 5m/pcs



Specification(mm):
Φ1/2"×3.4--5M
Φ3/4"×3.9--5M
Φ1"×4.9--5M
Φ1-1/4"×5.5--5M
Φ1-1/2"×6.9--5M
Φ2"×8.6--5M



Female Thread Coupling

Specification(mm):
Φ1/2"
Φ3/4"
Φ1"
Φ1-1/4"
Φ1-1/2"
Φ2"



90° Elbow

Specification(mm):
Φ1/2"
Φ3/4"
Φ1"
Φ1-1/4"
Φ1-1/2"
Φ2"

TEE



Specification(mm):
Φ1/2"
Φ3/4"
Φ1"
Φ1-1/4"
Φ1-1/2"
Φ2"



45 DEG ELBOW

Specification(mm):
Φ1/2"
Φ3/4"
Φ1"
Φ1-1/4"
Φ1-1/2"
Φ2"



Male Thread Coupling

Specification(mm):
Φ1/2"
Φ3/4"
Φ1"
Φ1-1/4"
Φ1-1/2"
Φ2"

IFAN PPH I Reducer



Specification(mm):
Φ1/2"×3/8" Φ1-1/2"×3/4"
Φ3/4"×1/2" Φ1-1/2"×1"
Φ1"×1/2" Φ1-1/2"×1-1/4"
Φ1"×3/4" Φ2"×1/2"
Φ1-1/4"×1/2" Φ2"×3/4"
Φ1-1/4"×3/4" Φ2"×1"
Φ1-1/4"×1" Φ2"×1-1/4"
Φ1-1/2"×1/2" Φ2"×1-1/2"



Female & Male Thread Coupling

Specification(mm):
Φ1/2"×3/8" Φ1-1/2"×3/4"
Φ3/4"×1/2" Φ1-1/2"×1"
Φ1"×1/2" Φ1-1/2"×1-1/4"
Φ1"×3/4" Φ2"×1/2"
Φ1-1/4"×1/2" Φ2"×3/4"
Φ1-1/4"×3/4" Φ2"×1"
Φ1-1/4"×1" Φ2"×1-1/4"
Φ1-1/2"×1/2" Φ2"×1-1/2"



Female & Male Thread Coupling

Specification(mm):
Φ1/2"×1/2"



	<p>All plastic union</p> <p>Specification(mm):</p> <p>Φ1/2"x3/8"</p> <p>Φ3/4"x1/2"</p> <p>Φ1"x1/2"</p> <p>Φ1"x3/4"</p>		<p>Male elbow</p> <p>Specification(mm):</p> <p>Φ1/2"</p> <p>Φ3/4"</p> <p>Φ1"</p>		<p>All plastic union</p> <p>Specification(mm):</p> <p>Φ1/2"</p> <p>Φ3/4"</p> <p>Φ1"</p>
	<p>TANK Connect</p> <p>Specification(mm):</p> <p>Φ3/4" Φ1-1/2"</p> <p>Φ1" Φ2"</p> <p>Φ1-1/4"</p>		<p>Elbow 135 DEG FM</p> <p>Specification(mm):</p> <p>Φ3/4"</p>		<p>Elbow 135 DEG FM</p> <p>Specification(mm):</p> <p>Φ3/4"</p>
	<p>MALE PLUG</p> <p>Specification(mm):</p> <p>Φ1/2"</p> <p>Φ3/4"</p> <p>Φ1"</p>		<p>FEMALE CAP</p> <p>Specification(mm):</p> <p>Φ1/2"</p> <p>Φ3/4"</p> <p>Φ1"</p>		<p>Edge</p> <p>Specification(mm):</p> <p>Φ3/4"</p>
	<p>Cross bridge</p> <p>Specification(mm):</p> <p>Φ1/2"</p> <p>Φ3/4"</p> <p>Φ1"</p>		<p>Female thread socket</p> <p>Specification(mm):</p> <p>T20x1/2"F</p> <p>T25x1/2"F</p> <p>T25x3/4"F</p> <p>Φ1"x1/2"</p> <p>Φ1"x3/4"</p>		<p>Female thread elbow</p> <p>Specification(mm):</p> <p>Φ1/2"x1/2"</p> <p>Φ3/4"x1/2"</p> <p>Φ3/4"x3/4"</p> <p>Φ1"x1/2"</p> <p>Φ1"x3/4"</p>
	<p>Female thread Tee</p> <p>Specification(mm):</p> <p>T20x1/2"F</p> <p>T25x1/2"F</p> <p>T25x3/4"F</p> <p>Φ1"x1/2"</p> <p>Φ1"x3/4"</p>		<p>PPH gate valve</p> <p>Specification(mm):</p> <p>Φ1/2"</p> <p>Φ3/4"</p> <p>Φ1"</p>		<p>PPH gate valve 01</p> <p>Specification(mm):</p> <p>Φ1/2"</p> <p>Φ3/4"</p> <p>Φ1"</p>
	<p>PPH gate valve 02</p> <p>Specification(mm):</p> <p>Φ1/2"</p> <p>Φ3/4"</p> <p>Φ1"</p>		<p>PPH brass valve, Brass Core</p> <p>Specification(mm):</p> <p>Φ1/2"</p> <p>Φ3/4"</p> <p>Φ1"</p>		<p>Machine</p> <p>Specification(mm):</p> <p>Φ1/2"--1-1/4"</p>
	<p>Machine</p> <p>Specification(mm):</p> <p>Φ1/2"--2"</p>		<p>Manual tooth head</p> <p>Specification(mm):</p> <p>Φ1/2"</p> <p>Φ3/4"</p> <p>Φ1"</p> <p>Φ1-1/4"</p> <p>Φ1-1/2"</p> <p>Φ2"</p>		<p>Electric tooth head</p> <p>Specification(mm):</p> <p>Φ1/2"</p> <p>Φ3/4"</p> <p>Φ1"</p> <p>Φ1-1/4"</p> <p>Φ1-1/2"</p> <p>Φ2"</p>





PPH THREAD PIPE & FITTINGS (702)



PPH PIPE 5m/pcs

Specification(mm):
Φ1/2"×3.4--5M
Φ3/4"×3.9--5M
Φ1"×4.9--5M
Φ1-1/4"×5.5--5M
Φ1-1/2"×6.9--5M
Φ2"×8.6--5M



Female Thread Coupling

Specification(mm):
Φ1/2"
Φ3/4"
Φ1"
Φ1-1/4"
Φ1-1/2"
Φ2"



90° Elbow

Specification(mm):
Φ1/2"
Φ3/4"
Φ1"
Φ1-1/4"
Φ1-1/2"
Φ2"



TEE

Specification(mm):
Φ1/2"
Φ3/4"
Φ1"
Φ1-1/4"
Φ1-1/2"
Φ2"



45 DEG ELBOW

Specification(mm):
Φ1/2"
Φ3/4"
Φ1"
Φ1-1/4"
Φ1-1/2"
Φ2"



Male Thread Coupling

Specification(mm):
Φ1/2"
Φ3/4"
Φ1"
Φ1-1/4"
Φ1-1/2"
Φ2"



F/M NIPPLE

Specification(mm):
Φ1/2"×1/2"



Reducer

Specification(mm):
Φ1/2"×3/8" Φ1-1/2"×3/4"
Φ3/4"×1/2" Φ1-1/2"×1"
Φ1"×1/2" Φ1-1/2"×1-1/4"
Φ1"×3/4" Φ2"×1/2"
Φ1-1/4"×1/2" Φ2"×3/4"
Φ1-1/4"×3/4" Φ2"×1"
Φ1-1/4"×1" Φ2"×1-1/4"
Φ1-1/2"×1/2" Φ2"×1-1/2"



Bushing

Specification(mm):
Φ1/2"×3/8" Φ1-1/2"×3/4"
Φ3/4"×1/2" Φ1-1/2"×1"
Φ1"×1/2" Φ1-1/2"×1-1/4"
Φ1"×3/4" Φ2"×1/2"
Φ1-1/4"×1/2" Φ2"×3/4"
Φ1-1/4"×3/4" Φ2"×1"
Φ1-1/4"×1" Φ2"×1-1/4"
Φ1-1/2"×1/2" Φ2"×1-1/2"





All plastic union

Specification(mm):
Φ1/2"
Φ3/4"
Φ1"



All plastic union

Specification(mm):
Φ1/2"x3/8"
Φ3/4"x1/2"
Φ1"x1/2"
Φ1"x3/4"



TANK Connect

Specification(mm):
Φ3/4"
Φ1"
Φ1-1/4"
Φ1-1/2"
Φ2"



Bridge

Specification(mm):
Φ3/4"



Elbow 135 DEG FM

Specification(mm):
Φ3/4"



Elbow 135 DEG FM

Specification(mm):
Φ3/4"



Cross bridge

Specification(mm):
Φ1/2"
Φ3/4"
Φ1"



MALE PLUG

Specification(mm):
Φ1/2"
Φ3/4"
Φ1"



FEMALE CAP

Specification(mm):
Φ1/2"
Φ3/4"
Φ1"



Female thread socket

Specification(mm):
T20x1/2"F
T25x1/2"F
T25x3/4"F
Φ1"x1/2"
Φ1"x3/4"



Female thread elbow

Specification(mm):
Φ1/2"x1/2"
Φ3/4"x1/2"
Φ3/4"x3/4"
Φ1"x1/2"
Φ1"x3/4"



Female thread Tee

Specification(mm):
T20x1/2"F
T25x1/2"F
T25x3/4"F
Φ1"x1/2"
Φ1"x3/4"



PPH gate valve

Specification(mm):
Φ1/2"
Φ3/4"
Φ1"



PPH gate valve 01

Specification(mm):
Φ1/2"
Φ3/4"
Φ1"



PPH gate valve 02

Specification(mm):
Φ1/2"
Φ3/4"
Φ1"



PPH brass valve, Brass Core

Specification(mm):
Φ1/2"
Φ3/4"
Φ1"



Machine

Specification(mm):
Φ1/2"--1-1/4"



Machine

Specification(mm):
Φ1/2"--2"



Manual tooth head

Specification(mm):
Φ1/2"
Φ3/4"
Φ1"
Φ1-1/4"
Φ1-1/2"
Φ2"



Electric tooth head

Specification(mm):
Φ1/2"
Φ3/4"
Φ1"
Φ1-1/4"
Φ1-1/2"
Φ2"





PPH THREAD PIPE & FITTINGS (703)

	<p>PIPE 6M/PCS</p> <table border="1"> <thead> <tr> <th>Specification(mm):</th> </tr> </thead> <tbody> <tr> <td>Φ1/2"×3.4</td> </tr> <tr> <td>Φ3/4"×3.9</td> </tr> <tr> <td>Φ1"×4.9</td> </tr> </tbody> </table>	Specification(mm):	Φ1/2"×3.4	Φ3/4"×3.9	Φ1"×4.9		<p>Socket</p> <table border="1"> <thead> <tr> <th>Specification(mm):</th> </tr> </thead> <tbody> <tr> <td>Φ1/2"</td> </tr> <tr> <td>Φ3/4"</td> </tr> <tr> <td>Φ1"</td> </tr> </tbody> </table>	Specification(mm):	Φ1/2"	Φ3/4"	Φ1"		<p>90 DEG ELBOW</p> <table border="1"> <thead> <tr> <th>Specification(mm):</th> </tr> </thead> <tbody> <tr> <td>Φ1/2"</td> </tr> <tr> <td>Φ3/4"</td> </tr> <tr> <td>Φ1"</td> </tr> </tbody> </table>	Specification(mm):	Φ1/2"	Φ3/4"	Φ1"
Specification(mm):																	
Φ1/2"×3.4																	
Φ3/4"×3.9																	
Φ1"×4.9																	
Specification(mm):																	
Φ1/2"																	
Φ3/4"																	
Φ1"																	
Specification(mm):																	
Φ1/2"																	
Φ3/4"																	
Φ1"																	
	<p>TEE</p> <table border="1"> <thead> <tr> <th>Specification(mm):</th> </tr> </thead> <tbody> <tr> <td>Φ1/2"</td> </tr> <tr> <td>Φ3/4"</td> </tr> <tr> <td>Φ1"</td> </tr> </tbody> </table>	Specification(mm):	Φ1/2"	Φ3/4"	Φ1"		<p>Reduce Socket</p> <table border="1"> <thead> <tr> <th>Specification(mm):</th> </tr> </thead> <tbody> <tr> <td>Φ3/4"×1/2"</td> </tr> <tr> <td>Φ1"×1/2"</td> </tr> <tr> <td>Φ1"×3/4"</td> </tr> </tbody> </table>	Specification(mm):	Φ3/4"×1/2"	Φ1"×1/2"	Φ1"×3/4"		<p>Reduce ELBOW</p> <table border="1"> <thead> <tr> <th>Specification(mm):</th> </tr> </thead> <tbody> <tr> <td>Φ3/4"×1/2"</td> </tr> <tr> <td>Φ1"×1/2"</td> </tr> <tr> <td>Φ1"×3/4"</td> </tr> </tbody> </table>	Specification(mm):	Φ3/4"×1/2"	Φ1"×1/2"	Φ1"×3/4"
Specification(mm):																	
Φ1/2"																	
Φ3/4"																	
Φ1"																	
Specification(mm):																	
Φ3/4"×1/2"																	
Φ1"×1/2"																	
Φ1"×3/4"																	
Specification(mm):																	
Φ3/4"×1/2"																	
Φ1"×1/2"																	
Φ1"×3/4"																	
	<p>Reduce Tee</p> <table border="1"> <thead> <tr> <th>Specification(mm):</th> </tr> </thead> <tbody> <tr> <td>Φ3/4"×1/2"</td> </tr> <tr> <td>Φ1"×1/2"</td> </tr> <tr> <td>Φ1"×3/4"</td> </tr> </tbody> </table>	Specification(mm):	Φ3/4"×1/2"	Φ1"×1/2"	Φ1"×3/4"		<p>UNION</p> <table border="1"> <thead> <tr> <th>Specification(mm):</th> </tr> </thead> <tbody> <tr> <td>Φ1/2"</td> </tr> <tr> <td>Φ3/4"</td> </tr> <tr> <td>Φ1"</td> </tr> </tbody> </table>	Specification(mm):	Φ1/2"	Φ3/4"	Φ1"						
Specification(mm):																	
Φ3/4"×1/2"																	
Φ1"×1/2"																	
Φ1"×3/4"																	
Specification(mm):																	
Φ1/2"																	
Φ3/4"																	
Φ1"																	





FEMALE THREAD ELBOW

Specification(mm):
Φ1/2"
Φ3/4"
Φ1"



FEMALE THREAD TEE

Specification(mm):
Φ1/2"
Φ3/4"
Φ1"



Reducer female thread elbow

Specification(mm):
Φ3/4"x1/2"
Φ1"x1/2"
Φ1"x3/4"



Reducer female thread tee

Specification(mm):
Φ3/4"x1/2"
Φ1"x1/2"
Φ1"x3/4"



PPH gate valve

Specification(mm):
Φ1/2"
Φ3/4"
Φ1"



PPH gate valve 01

Specification(mm):
Φ1/2"
Φ3/4"
Φ1"



PPH gate valve 02

Specification(mm):
Φ1/2"
Φ3/4"
Φ1"



PPH brass valve, Brass Core

Specification(mm):
Φ1/2"
Φ3/4"
Φ1"




Machine

Specification(mm):
Φ1/2"--1-1/4"




Machine

Specification(mm):
Φ1/2"--2"



Manual tooth head

Specification(mm):
Φ1/2"
Φ3/4"
Φ1"
Φ1-1/4"
Φ1-1/2"
Φ2"



Electric tooth head

Specification(mm):
Φ1/2"
Φ3/4"
Φ1"
Φ1-1/4"
Φ1-1/2"
Φ2"



IFAN[®] 801 PVC THREAD PIPE & FITTINGS BSPT STANDARD



PVC THREAD PIPE & FITTINGS BSPT STANDARD

PVC THREAD PIPES



Specification(mm):	
1/2"	(21.3x2.77)
3/4"	(26.7x2.87)
1"	(33.4x3.38)
1-1/4"	(42.3x3.56)
1-1/2"	(48.3x3.68)
2"	(60.3x3.91)
2"	(60.3x4.2)
2-1/2"	(73.2x5.16)
3"	(88.9x5.49)
3"	(88.9x5.7)
4"	(114.3x6.02)
4"	(114.3x7.3)

FEMALE ELBOW



Specification(mm):	
Φ1/2"	
Φ3/4"	
Φ1"	
Φ1-1/4"	
Φ1-1/2"	
Φ2"	
Φ2-1/2"	
Φ3"	
Φ4"	

FEMALE COUPLING



Specification(mm):	
Φ1/2"	
Φ3/4"	
Φ1"	
Φ1-1/4"	
Φ1-1/2"	
Φ2"	
Φ2-1/2"	
Φ3"	
Φ4"	

FEMALE TEE



Specification(mm):	
Φ1/2"	Φ2"
Φ3/4"	Φ2-1/2"
Φ1"	Φ3"
Φ1-1/4"	Φ4"
Φ1-1/2"	

Female Cap



Specification(mm):	
Φ1/2"	Φ1-1/4"
Φ3/4"	Φ1-1/2"
Φ1"	Φ2"

Socket MM



Specification(mm):	
Φ1/2"	Φ2"
Φ3/4"	Φ2-1/2"
Φ1"	Φ3"
Φ1-1/4"	Φ4"
Φ1-1/2"	

Busher MF



Specification(mm):	
B3/4Mx1/2F	B1-1/2Mx1F
B1Mx1/2F	B2Mx3/4F
B1Mx3/4F	B2Mx1F
B1-1/4Mx3/4F	B2Mx1-1/4F
B1-1/4Mx1F	B2Mx1-1/2F
B1-1/2Mx1-1/4F	B3Mx2F
B1-1/2Mx3/4F	

Reduce Socket MM



Specification(mm):	
S3/4Mx1/2M	
S1Mx1/2M	
S1Mx3/4M	

Reduce Socket FF



Specification(mm):	
S3/4Fx1/2F	
S1Fx1/2F	
S1Fx3/4F	





Reduce Elbow Female FF

Specification(mm):
L3/4Fx1/2F
L1Fx1/2F
L1Fx3/4F



Reduce Tee Female FFF

Specification(mm):
T3/4Fx1/2Fx3/4F
T1Fx1/2Fx1F
T1Fx3/4Fx1F
T1-1/2Fx3/4F
T1-1/2Fx1F



Reduce Elbow FM

Specification(mm):
L1/2FM
L3/4FM
L1FM
L1-1/2FM
L2FM



Union FF

Specification(mm):
U1/2FF
U3/4FF
U1FF
U1-1/4FF
U1-1/2FF
U2FF



MALE PLUG

Specification(mm):
Φ1/2"
Φ3/4"
Φ1"
Φ1-1/4"
Φ1-1/2"
Φ2"



Tank Connector

Specification(mm):
TC1/2"Fx1/2"M
TC3/4"Fx3/4"M
TC1"Fx1"M
TC1-1/4"Fx1-1/4"M
TC1-1/2"Fx1-1/2"M
TC2"Fx2"M



FEMALE AND MALE Union

Specification(mm):
U1/2FM
U3/4FM
U1FM



Union FF Elbow

Specification(mm):
U1/2FxL1/2F
U3/4FxL3/4F
U1FxL1F



Union FM Elbow

Specification(mm):
U1/2"FxL1/2"F
U3/4"FxL3/4"F
U1"FxL1"F



Socket with Female Brass

Specification(mm):
S1/2Fx1/2F
S3/4Fx1/2F



Elbow with Female Brass

Specification(mm):
L1/2Fx1/2F
L3/4Fx1/2F



Tee with Female Brass

Specification(mm):
T1/2Fx1/2F
T3/4Fx1/2F



Socket with Male Brass

Specification(mm):
S1/2Fx1/2M
S3/4Fx1/2M



Elbow with Male Brass

Specification(mm):
L1/2Fx1/2M
L3/4Fx1/2M



Tee with Male Brass

Specification(mm):
T1/2Fx1/2M
T3/4Fx1/2M



BRASS union

Specification(mm):
U1/2F
U3/4F
U1F



BRASS UNION VALVE

Specification(mm):
U1/2FxL1/2F
U3/4FxL3/4F
U1FxL1F




GATE valve-UPVC

Specification(mm):
Φ20x1/2
Φ25x3/4





PVC SCH40 PIPE & FITTINGS (ASTM F439)



PVC SCH40 PIPE

Specification(mm):	
Φ1/2"	Φ3"
Φ3/4"	Φ4"
Φ1"	
Φ1-1/4"	
Φ1-1/2"	
Φ2"	
Φ2-1/2"	



COUPLING

Specification(mm):	
Φ1/2"	Φ3"
Φ3/4"	Φ4"
Φ1"	
Φ1-1/4"	
Φ1-1/2"	
Φ2"	
Φ2-1/2"	



REDUCING COUPLING

Specification(mm):	
Φ3/4"x1/2"	Φ1-1/2"x1"
Φ1"x1/2"	Φ1-1/2"x1-1/4"
Φ1"x3/4"	Φ2"x1/2"
Φ1-1/4"x3/4"	Φ2"x3/4"
Φ1-1/4"x1"	Φ2"x1"
Φ1-1/2"x1/2"	Φ2"x1-1/4"
Φ1-1/2"x3/4"	



45°ELBOW

Specification(mm):	
Φ1/2"	Φ2"
Φ3/4"	Φ2-1/2"
Φ1"	Φ3"
Φ1-1/4"	Φ4"
Φ1-1/2"	



90°ELBOW

Specification(mm):	
Φ1/2"	Φ2"
Φ3/4"	Φ2-1/2"
Φ1"	Φ3"
Φ1-1/4"	Φ4"
Φ1-1/2"	



TEE

Specification(mm):	
Φ1/2"	Φ2"
Φ3/4"	Φ2-1/2"
Φ1"	Φ3"
Φ1-1/4"	Φ4"
Φ1-1/2"	



REDUCING TEE

Specification(mm):	
Φ3/4"x1/2"	Φ1-1/2"x1"
Φ1"x1/2"	Φ1-1/2"x1-1/4"
Φ1"x3/4"	Φ2"x1/2"
Φ1-1/4"x3/4"	Φ2"x3/4"
Φ1-1/4"x1"	Φ2"x1"
Φ1-1/2"x1/2"	Φ2"x1-1/4"
Φ1-1/2"x3/4"	



CROSS

Specification(mm):	
Φ1/2"	
Φ3/4"	
Φ1"	
Φ1-1/4"	
Φ1-1/2"	
Φ2"	



REDUCING RING

Specification(mm):	
Φ3/4"x1/2"	
Φ1"x1/2"	
Φ1"x3/4"	
Φ1-1/2"x1/2"	
Φ2"x1/2"	
Φ2"x3/4"	
Φ2"x1"	



END PLUG



Specification(mm):	
Φ1/2"	Φ2"
Φ3/4"	Φ2-1/2"
Φ1"	Φ3"
Φ1-1/4"	Φ4"
Φ1-1/2"	

FEMALE PLUG



Specification(mm):	
Φ1/2"	Φ1-1/4"
Φ3/4"	Φ1-1/2"
Φ1"	Φ2"



THREAD PLUG

Specification(mm):	
Φ1/2"	
Φ3/4"	
Φ1"	

FEMALE ADAPTOR



Specification(mm):	
Φ1/2"	Φ2"
Φ3/4"	Φ2-1/2"
Φ1"	Φ3"
Φ1-1/4"	Φ4"
Φ1-1/2"	



MALE ADAPTOR

Specification(mm):	
Φ1/2"	Φ2"
Φ3/4"	Φ2-1/2"
Φ1"	Φ3"
Φ1-1/4"	Φ4"
Φ1-1/2"	



FEMALE ELBOW

Specification(mm):	
Φ1/2"	
Φ3/4"	
Φ1"	
Φ1-1/4"	
Φ1-1/2"	

MALE ELBOW



Specification(mm):	
Φ1/2"	



FEMALE TEE

Specification(mm):	
Φ1/2"	Φ1-1/4"
Φ3/4"	Φ1-1/2"
Φ1"	Φ2"



MALE ADAPTOR

Specification(mm):	
Φ1/2"	Φ2"
Φ3/4"	Φ2-1/2"
Φ1"	Φ3"
Φ1-1/4"	Φ4"
Φ1-1/2"	

PVC PUMB VALVE



Specification(mm):	
Φ1/2"	
Φ3/4"	
Φ1"	
Φ1-1/4"	
Φ1-1/2"	
Φ2"	



PVC PUMB VALVE

Specification(mm):	
Φ2-1/2"	
Φ3"	
Φ4"	



PVC BALL VALVE

Specification(mm):	
Φ1/2"	
Φ3/4"	
Φ1"	
Φ1-1/4"	
Φ1-1/2"	

PVC BALL VALVE



Specification(mm):	
Φ2"	
Φ2-1/2"	
Φ3"	
Φ4"	



SINGLE UNION BALL VALVE

Specification(mm):	
Φ1/2"	Φ1/2"
Φ3/4"	Φ3/4"
Φ1"	Φ1"



DOUBLE UNION BALL VALVE

Specification(mm):	
Φ1/2"	Φ1-1/4"
Φ3/4"	Φ1-1/2"
Φ1"	Φ2"

PLASTIC BALL VALVE RON HANDLE



Specification(mm):	
Φ1/2"	Φ1-1/2"
Φ3/4"	Φ2"
Φ1"	
Φ1-1/4"	



PVC SCH40 PIPE CLIP-1

Specification(mm):	
Φ1/2"	
Φ3/4"	
Φ1"	
Φ1-1/4"	



PVC SCH40 PIPE CLIP-4

Specification(mm):	
Φ1-1/2"	Φ3-1/2"
Φ2"	Φ4"
Φ2-1/2"	Φ5"
Φ3"	Φ6"

PVC GLUE



Specification(mm):	
125ml	
250ml	
500ml	
1000ml	



IFAN-320

Specification(mm):	
Φ20-Φ32	



IFAN-321

Specification(mm):	
Φ50-Φ110	





PVC SCH80 PIPE & FITTINGS (ASTM D2467)



PVC SCH80 PIPE

Specification(mm):	
1/2	(21.3x3.73)
3/4	(26.7x3.91)
1	(33.4x4.55)
1-1/4	(42.3x4.85)
1-1/2	(48.3x5.08)
2	(60.3x5.54)
2-1/2	(x7.1)
3	(88.9x7.62)
4	(114.3x8.56)



COUPLING

Specification(mm):	
S1/2	
S3/4	
S1	
S1-1/4	
S1-1/2	
S2	
S2-1/2	
S3	
S4	



REDUCING COUPLING

Specification(mm):	
S3/4x1/2	S2x1-1/2
S1x1/2	S2-1/2x1-1/2
S1x3/4	S2-1/2x2
S1-1/4x3/4	S3x2
S1-1/4x1	S3x2-1/2
S1-1/2x1	S4x2-1/2
S1-1/2x1-1/4	S4x3
S2x1-1/4	



45°ELBOW

Specification(mm):	
L1/2	L2
L3/4	L2-1/2
L1	L3
L1-1/4	L4
L1-1/2	



90°ELBOW

Specification(mm):	
L1/2	L2
L3/4	L2-1/2
L1	L3
L1-1/4	L4
L1-1/2	



TEE

Specification(mm):	
T1/2	T2
T3/4	T2-1/2
T1	T3
T1-1/4	T4
T1-1/2	



Female Thread End Cap

Specification(mm):	
D1/2F	
D3/4F	
D1F	



END PLUG

Specification(mm):	
D1/2	D2
D3/4	D2-1/2
D1	D3
D1-1/4	D4
D1-1/2	



THREAD PLUG

Specification(mm):	
D1/2M	
D3/4M	
D1M	
D1-1/4M	
D1-1/2M	
D2M	





REDUCING TEE

Specification(mm):
T3/4x1/2x3/4
T1x1/2x1
T1x3/4x1
T1-1/4x3/4x1-1/4
T1-1/4x1x1-1/4
T1-1/2x1x1-1/2
T1-1/2x1-1/4x1-1/2
T2x1-1/4x2
T2x1-1/2x2
T2-1/2x1-1/2x2-1/2
T2-1/2x2x2-1/2
T3x2x3
T3x2-1/2x3
T4x2-1/2x4
T4x3x4



UNION

Specification(mm):
U1/2
U3/4
U1
U1-1/4
U1-1/2
U2



UNION

Specification(mm):
U1/2
U3/4
U1
U1-1/4
U1-1/2
U2



REDUCING RING

Specification(mm):
B3/4Mx1/2F
B1Mx3/4F
B1-1/4Mx1F
B1-1/2Mx1-1/4F
B2Mx1-1/2F
B2-1/2Mx2F
B3Mx2-1/2F
B4Mx3F



FEMALE ADAPTOR

Specification(mm):
S1/2x1/2F
S3/4x3/4F
S1x1F
S1-1/4x1-1/4F
S2-1/2x2-1/2F
S2x2F
S2-1/2x2-1/2F
S3x3F
S4x4F



MALE ADAPTOR

Specification(mm):
S1/2x1/2M
S3/4x3/4M
S1x1M
S1-1/4x1-1/4M
S1-1/2x1-1/2M
S2x2M
S2-1/2x2-1/2M
S3x3M
S4x4M



BRIDGE-SHORT

Specification(mm):
D1/2F
D3/4F
D1F



BRIDGE-LONGER

Specification(mm):
1/2x3.7
3/4x3.9
1x4.6



MALE ADAPTOR WITH BRASS

Specification(mm):
S1/2x1/2M
S3/4x1/2M
S3/4x3/4M
S1x1M
S1-1/4x1-1/4M
S1-1/2x1-1/2M
S2x2M



FEMALE ADAPTOR WITH BRASS

Specification(mm):
S1/2x1/2F
S3/4x1/2F
S3/4x3/4F
S1x1F



FEMALE ELBOW WITH BRASS

Specification(mm):
L1/2x1/2F
L3/4x1/2F
L3/4x3/4F



FEMALE TEE WITH BRASS

Specification(mm):
T1/2x1/2F
T3/4x1/2F
T3/4x3/4F



Double Female Elbow

Specification(mm):
DL1/2x1/2F
DL3/4x1/2F



BALL VALVE

Specification(mm):	
U-V 1/2	U-V 1-1/4
U-V 3/4	U-V 1-1/2
U-V 1	U-V 2



PVC STOP VALVE

Specification(mm):
V1/2
V3/4





PVC DIN PIPE & FITTINGS (NBR5648)

**PN10 PVC PIPE WATER
SUPPLY ONE PCS = 4M**



Specification(mm):	
Φ20x1.6	Φ75x3.6
Φ25x1.6	Φ90x4.3
Φ32x1.6	Φ110x4.8
Φ40x2.0	
Φ50x2.4	
Φ63x3.0	

**PN16 PVC PIPE WATER
SUPPLY ONE PCS = 4M**



Specification(mm):	
Φ20x2.0	Φ75x5.6
Φ25x2.0	Φ90x6.7
Φ32x2.4	Φ110x7.2
Φ40x3.0	
Φ50x3.7	
Φ63x4.7	

**45 DEG
ELBOW**



Specification(mm):	
Φ20	
Φ25	
Φ32	
Φ40	
Φ50	
Φ63	

COUPLING



Specification(mm):	
Φ20	
Φ25	
Φ32	
Φ40	
Φ50	
Φ63	

90 DEG ELBOW



Specification(mm):	
Φ20	
Φ25	
Φ32	
Φ40	
Φ50	
Φ63	

TEE



Specification(mm):	
Φ20	
Φ25	
Φ32	
Φ40	
Φ50	
Φ63	

COUPLING



Specification(mm):	
Φ25x20	Φ63x50
Φ32x20	Φ75x50
Φ32x25	Φ75x63
Φ40x25	Φ90x63
Φ40x32	Φ90x75
Φ50x32	Φ110x75
Φ50x40	Φ110x90
Φ63x40	

90 DEG ELBOW



Specification(mm):	
Φ25x20	Φ63x50
Φ32x20	Φ75x50
Φ32x25	Φ75x63
Φ40x25	Φ90x63
Φ40x32	Φ90x75
Φ50x32	Φ110x75
Φ50x40	Φ110x90
Φ63x40	

TEE



Specification(mm):	
Φ25x20	Φ63x50
Φ32x20	Φ75x50
Φ32x25	Φ75x63
Φ40x25	Φ90x63
Φ40x32	Φ90x75
Φ50x32	Φ110x75
Φ50x40	Φ110x90
Φ63x40	





CAP

Specification(mm):
Φ20
Φ25
Φ32
Φ40
Φ50
Φ63



MALE ADAPTER

Specification(mm):
Φ20x1/2"
Φ25x3/4"
Φ32x1"
Φ40x1-1/4"
Φ50x1-1/2"
Φ63x2"



FEMALE COUPLING

Specification(mm):
Φ20x1/2"
Φ25x3/4"
Φ32x1"
Φ40x1-1/4"
Φ50x1-1/2"
Φ63x2"



90 DEG FEMALE ELBOW

Specification(mm):
Φ20x1/2"
Φ25x3/4"
Φ32x1"



UNION

Specification(mm):
Φ20
Φ25
Φ32
Φ40
Φ50
Φ63



TANK BACK NUT

Specification(mm):
Φ20x1/2"
Φ25x3/4"
Φ32x1"
Φ40x1-1/4"
Φ50x1-1/2"
Φ63x2"



FEMALE SOCKET

Specification(mm):
Φ20x1/2"
Φ20x3/4"
Φ25x3/4"



FEMALE ELBOW

Specification(mm):
Φ20x1/2"
Φ20x3/4"
Φ25x3/4"



FEMALE TEE

Specification(mm):
Φ20x1/2"
Φ20x3/4"
Φ25x3/4"



PVC PUMP VALVE

Specification(mm):
Φ20
Φ25
Φ32
Φ40
Φ50
Φ63



PVC PUMP VALVE

Specification(mm):
Φ75
Φ90
Φ110



PVC BALL VALVE

Specification(mm):
Φ20
Φ25
Φ32
Φ40
Φ50



PVC BALL VALVE

Specification(mm):
Φ63
Φ75
Φ90
Φ110



SINGLE UNION BALL VALVE

Specification(mm):
Φ20
Φ25
Φ32
Φ40
Φ50
Φ63
Φ75
Φ90
Φ110



DOUBLE UNION BALL VALVE

Specification(mm):
Φ20
Φ25
Φ32
Φ40
Φ50
Φ63
Φ75
Φ90
Φ110



PLASTIC BALL VALVE WITH HANDLE

Specification(mm):
Φ20
Φ25
Φ32
Φ40
Φ50
Φ63



PVC SCH40 PIPE CLIP-1

Specification(mm):
Φ20
Φ25
Φ32
Φ40



PVC SCH40 PIPE CLIP-4

Specification(mm):
Φ50
Φ63
Φ75
Φ90
Φ100
Φ110
Φ125
Φ160



PVC GLUE

Specification(mm):
125ml
250ml
500ml
1000ml



IFAN-320

Specification(mm):
Φ20-Φ32



IFAN-321

Specification(mm):
Φ50-Φ110





GB PN10 PVC PRESSURE PIPE & FITTINGS



PVC PRESSURE PIPE

Specification(mm):	
Φ20	Φ75
Φ25	Φ90
Φ32	Φ110
Φ40	Φ160
Φ50	Φ200
Φ63	



COUPLING

Specification(mm):	
Φ20	Φ63
Φ25	Φ75
Φ32	Φ90
Φ40	Φ110
Φ50	



45°ELBOW

Specification(mm):	
Φ20	Φ63
Φ25	Φ75
Φ32	Φ90
Φ40	Φ110
Φ50	



90°ELBOW

Specification(mm):	
Φ20	Φ63
Φ25	Φ75
Φ32	Φ90
Φ40	Φ110
Φ50	



TEE

Specification(mm):	
Φ20	Φ63
Φ25	Φ75
Φ32	Φ90
Φ40	Φ110
Φ50	




REDUCING ELBOW

Specification(mm):	
Φ25x20	



FEMALE ELBOW

Specification(mm):	
Φ20×1/2"	
Φ25×1/2"	
Φ25×3/4"	
Φ32×1/2"	
Φ32×3/4"	
Φ32×1"	



FEMALE TEE

Specification(mm):	
Φ20×1/2"	
Φ25×1/2"	
Φ25×3/4"	
Φ32×1/2"	
Φ32×3/4"	
Φ32×1"	



UNION

Specification(mm):	
Φ20	Φ75
Φ25	Φ90
Φ32	Φ110
Φ40	
Φ50	
Φ63	





REDUCING COUPLING

Specification(mm):
Φ25×20
Φ32×20
Φ32×25
Φ40×20
Φ40×25
Φ40×32
Φ50×20
Φ50×25
Φ50×32
Φ50×40
Φ63×25
Φ63×32
Φ63×40
Φ63×50
Φ75×32
Φ75×40
Φ75×50
Φ75×63
Φ90×50
Φ90×63
Φ90×75
Φ110×50
Φ110×63
Φ110×75
Φ110×90
Φ125×110
Φ160×110
Φ200×110
Φ200×160
Φ250×160
Φ250×200



REDUCING TEE

Specification(mm):
25×20
32×20
32×25
40×20
40×25
40×32
50×20
50×25
50×32
50×40
63×25
63×32
63×40
63×50
75×32
75×40
75×50
75×63
90×50
90×63
90×75
110×50
110×63
110×75
110×90
125×110
160×110
200×110
200×160
250×160
250×200



REDUCING RING

Specification(mm):
25×20
32×20
32×25
40×20
40×25
40×32
50×20
50×25
50×32
50×40
63×50



THREAD PLUG

Specification(mm):
Φ20
Φ25
Φ32



END CAP

Specification(mm):
Φ20
Φ25
Φ32
Φ40
Φ50
Φ63
Φ75
Φ90
Φ110
Φ160
Φ200



FEMALE ADAPTOR

Specification(mm):
Φ20x1/2"
Φ25x1/2"
Φ25x3/4"
Φ32x1/2"
Φ32x3/4"
Φ32x1"
Φ40x1-1/4"
Φ50x1-1/2"
Φ63x2"
Φ75x2-1/2"
Φ90x3"
Φ110x4"



MALE ADAPTOR

Specification(mm):
Φ20
Φ25
Φ32
Φ40
Φ50
Φ63
Φ75
Φ90
Φ110



CROSS

Specification(mm):
Φ1/2"
Φ3/4"
Φ1"
Φ1-1/4"
Φ1-1/2"
Φ2"



FLANGE

Specification(mm):
Φ50
Φ63
Φ75
Φ90
Φ110
Φ160
Φ200



COPPER THREAD COUPLING

Specification(mm):
Φ20X1/2"
Φ25X1/2"
Φ25X3/4"
Φ32X1/2"
Φ32X3/4"
Φ32X1"



90° COPPER THREAD ELBOW

Specification(mm):
Φ20X1/2"
Φ25X1/2"
Φ25X3/4"
Φ32X1/2"
Φ32X3/4"
Φ32X1"



COPPER THREAD TEE

Specification(mm):
Φ20X1/2"
Φ25X1/2"
Φ25X3/4"
Φ32X1/2"
Φ32X3/4"
Φ32X1"





GB PN16 PVC PRESSURE PIPE & FITTINGS



PVC PRESSURE PIPE

Specification(mm):
Φ20
Φ25
Φ32
Φ40
Φ40
Φ50
Φ63
Φ75
Φ90
Φ110



COUPLING

Specification(mm):
Φ20
Φ25
Φ32
Φ40
Φ40
Φ50
Φ63
Φ75
Φ90
Φ110



45°ELBOW

Specification(mm):
Φ20
Φ25
Φ32
Φ40
Φ40
Φ50
Φ63
Φ75
Φ90
Φ110



90°ELBOW

Specification(mm):
Φ20
Φ25
Φ32
Φ40
Φ40
Φ50
Φ63
Φ75
Φ90
Φ110



TEE

Specification(mm):
Φ20
Φ25
Φ32
Φ40
Φ40
Φ50
Φ63
Φ75
Φ90
Φ110



UNION

Specification(mm):
Φ20
Φ25
Φ32
Φ40
Φ40
Φ50
Φ63





REDUCING COUPLING

Specification(mm):
Φ25x20
Φ32x20
Φ32x25
Φ40x20
Φ40x25
Φ40x32
Φ50x20
Φ50x25
Φ50x32
Φ50x40
Φ63x25
Φ63x32
Φ63x40
Φ63x50
Φ75x40
Φ75x50
Φ75x63
Φ90x40
Φ90x50
Φ90x63
Φ90x75
Φ110x63
Φ110x75
Φ110x90



REDUCING TEE

Specification(mm):
Φ25x20
Φ32x20
Φ32x25
Φ40x20
Φ40x25
Φ40x32
Φ50x20
Φ50x25
Φ50x32
Φ50x40
Φ63x25
Φ63x32
Φ63x40
Φ63x50
Φ75x40
Φ75x50
Φ75x63
Φ90x40
Φ90x50
Φ90x63
Φ90x75
Φ110x63
Φ110x75
Φ110x90



MALE ADAPTOR

Specification(mm):
Φ20x1/2"
Φ20x3/4"
Φ25x3/4"
Φ25x7"
Φ32X1-1/4"
Φ32x1"
Φ40x1-1/4"
Φ40x1-1/2"
Φ50x1-1/2"
Φ50x2"
Φ63x2"
Φ75x2-1/2"
Φ90x3"
Φ110x4"



FEMALE COUPLING

Specification(mm):
Φ20x1/2"
Φ20x3/4"
Φ25x3/4"
Φ25x7"
Φ32X1-1/4"
Φ32x1"
Φ40x1-1/4"
Φ40x1-1/2"
Φ50x1-1/2"
Φ50x2"
Φ63x2"
Φ75x2-1/2"
Φ90x3"
Φ110x4"



FEMALE ELBOW

Specification(mm):
Φ20x1/2"
Φ20x3/4"
Φ25x3/4"
Φ25x7"
Φ32X1-1/4"
Φ32x1"
Φ40x1-1/4"
Φ40x1-1/2"
Φ50x1-1/2"
Φ50x2"
Φ63x2"
Φ75x2-1/2"
Φ90x3"
Φ110x4"



FEMALE TEE

Specification(mm):
Φ20x1/2"
Φ20x3/4"
Φ25x3/4"
Φ25x7"
Φ32X1-1/4"
Φ32x1"
Φ40x1-1/4"
Φ40x1-1/2"
Φ50x1-1/2"
Φ50x2"
Φ63x2"
Φ75x2-1/2"
Φ90x3"
Φ110x4"



PVC PUMP VALVE

Specification(mm):
Φ20
Φ25
Φ32
Φ40
Φ50
Φ63



PVC PUMP VALVE

Specification(mm):
Φ75
Φ90
Φ110



PVC BALL VALVE

Specification(mm):
Φ20
Φ25
Φ32
Φ40
Φ50



IFAN PVC BALL VALVE

Specification(mm):
Φ63
Φ75
Φ90
Φ110



DOUBLE UNION BALL VALVE

Specification(mm):
Φ20
Φ25
Φ32
Φ40
Φ50
Φ63
Φ75
Φ90
Φ110



PLASTIC BALL VALVE IRON HANDLE

Specification(mm):
Φ20
Φ25
Φ32
Φ40
Φ50
Φ63





CPVC PIPE & FITTINGS (ASTM D2846)

CPVC Pipe



Specification(mm):	
SDR11:	SDR13.5:
Φ1/2"x1.73	Φ1/2"x1.51
Φ3/4"x2.03	Φ3/4"x1.73
Φ1"x2.6	Φ1"x2.03
Φ1-1/4"x3.3	Φ1-1/4"x2.59
Φ1-1/2"x3.81	Φ1-1/2"x3.06
Φ2"x4.85	Φ2"x4.0

Coupling



Specification(mm):
Φ1/2"
Φ3/4"
Φ1-1/4"
Φ1-1/2"
Φ2"

Reducing Coupling



Specification(mm):	
Φ3/4"x1/2"	Φ1-1/2"x1"
Φ1"x1/2"	Φ1-1/2"x1-1/4"
Φ1"x3/4"	Φ2"x1-1/4"
Φ1-1/4"x3/4"	Φ2"x1-1/2"
Φ1-1/4"x1"	

90° Deg Elbow



Specification(mm):	
Φ1/2"	Φ1-1/2"
Φ3/4"	Φ2"
Φ1-1/4"	

PVC Elbow FM



Specification(mm):	
Φ1/2"	Φ1-1/2"
Φ3/4"	Φ2"
Φ1-1/4"	

Reducing Elbow



Specification(mm):	
Φ3/4"x1/2"	Φ1 1/4"x1/2"
Φ1"x1/2"	Φ1 1/4"x1"
Φ1"x3/4"	Φ2"x1"

Reducing Tee



Specification(mm):	
Φ3/4"x1/2"	Φ1 1/2"x3/4"
Φ1"x1/2"	Φ1 1/2"x1"
Φ1"x3/4"	Φ1 1/2"x1 1/4"
Φ1 1/4"x1/2"	Φ2"x3/4"
Φ1-1/4"x3/4"	Φ2"x1"
Φ1-1/4"x1"	Φ2"x1 1/2"
Φ1 1/2"x1/2"	Φ2"x1 1/4"

Tee



Specification(mm):
Φ1/2"
Φ3/4"
Φ1"
Φ1-1/4"
Φ1-1/2"
Φ2"

Cross



Specification(mm):
Φ1/2"
Φ3/4"
Φ1"
Φ1-1/4"
Φ1-1/2"
Φ2"





Elbow With Plate

Specification(mm):
Φ1/2"x1/2"



Male Adapter

Specification(mm):
Φ1/2" Φ1-1/4"
Φ3/4" Φ1-1/2"
Φ1" Φ2"



Female Adapter

Specification(mm):
Φ1/2" Φ1-1/4"
Φ3/4" Φ1-1/2"
Φ1" Φ2"



Tank Coupling

Specification(mm):
Φ1/2"
Φ3/4"
Φ1"
Φ1-1/4"
Φ1-1/2"
Φ2"



Union

Specification(mm):
Φ15(1/2")
Φ20(3/4")
Φ25(1")
Φ40(1-1/4")
Φ50(1-1/2")
Φ63(2")



Reducing Bush

Specification(mm):
Φ3/4x1/2 Φ1 1/2"x1/2"
Φ1"x1/2" Φ1 1/2"x3/4"
Φ1"x3/4" Φ1 1/2"x1"
Φ1 1/4"x1/2" Φ1 1/2"x1 1/4"
Φ1-1/4"x3/4" Φ2"x1 1/2"
Φ1-1/4"x1" Φ2"x11/4"



End Cap

Specification(mm):
Φ1/2"
Φ3/4"
Φ1"
Φ1-1/4"
Φ1-1/2"
Φ2"



Coupling(Copper Thread)

Specification(mm):
Φ1/2"
Φ3/4"
Φ1"
Φ1-1/4"
Φ1-1/2"
Φ2"



Male Coupling(Copper Thread)

Specification(mm):
Φ1/2"
Φ3/4"
Φ1"
Φ1-1/4"
Φ1-1/2"
Φ2"



TMale Coupling (Copper Thread)

Specification(mm):
Φ1/2"
Φ3/4"
Φ1"
Φ1-1/4"
Φ1-1/2"
Φ2"



Female Adapter (Copper Thread)

Specification(mm):
Φ1/2"
Φ3/4"
Φ1"
Φ1-1/4"
Φ1-1/2"
Φ2"



Female Elbow (Copper Thread)

Specification(mm):
Φ1/2"
Φ3/4"
Φ3/4"x1/2"
Φ1"x1/2"
Φ1"x3/4"
1Φ 1/4"



Male Elbow Brass

Specification(mm):
Φ1/2"
Φ3/4"
Φ1-1/4"
Φ1-1/2"
Φ2"



Female Tee (Copper Thread)

Specification(mm):
Φ1/2"
Φ3/4"x1/2"
Φ1"x1/2"
Φ1 1/4"
Φ1 1/4"x1/2"



Male Tee Brass

Specification(mm):
T1/2x1/2M
T3/4x1/2M
T1x1/2M



Compact Ball Valve

Specification(mm):
Φ1/2"
Φ3/4"
Φ1-1/4"
Φ1-1/2"
Φ2"



Single Union Valve

Specification(mm):
Φ1/2"
Φ3/4"
Φ1-1/4"
Φ1-1/2"
Φ2"



CPVC Glue

Specification(mm):
Φ125ml
Φ250ml



IFAN-320

Specification(mm):
Φ20-32



IFAN-321

Specification(mm):
Φ50-110





CPVC DIN PIPE & FITTINGS (502)

CPVC Pressure Pipe



Specification(mm):
Φ20x2.0
Φ20x2.3
Φ20x2.6
Φ25x2.0
Φ25x2.8
Φ25x3.0
Φ32x3.6
Φ32x3.9
Φ40x3.0
Φ50x3.7
Φ63x4.7

CPVC Short Reducing Bush



Specification(mm):
Φ25X20
Φ32X20
Φ32X25



Socket

Specification(mm):
Φ20
Φ25
Φ32
Φ40
Φ50
Φ63

IFAN CPVC (Germany Standard) 90° Elbow



Specification(mm):
Φ20
Φ25
Φ32
Φ40
Φ50
Φ63

IFAN CPVC (Germany Standard) Tee 90°



Specification(mm):
Φ20
Φ25
Φ32
Φ40
Φ50
Φ63



CPVC Female Adaptor With Brass Insert

Specification(mm):
Φ20x1/2"
Φ25x3/4"
Φ32x1"
Φ40x1 1/4"
Φ50x1 1/2"
Φ63x2"





Male Adaptor With Brass Insert

Specification(mm):
Φ20x1/2"
Φ25x3/4"
Φ32x1"
Φ40x1 1/4"
Φ50x1 1/2"
Φ63x2"



Elbow 90° Adaptor With Brass Insert

Specification(mm):
Φ20x1/2"
Φ25x1/2"
Φ25x3/4"



Tee 90° Adaptor With Brass Insert

Specification(mm):
Φ20x1/2"
Φ25x1/2"
Φ25x3/4"



Gate Valve

Specification(mm):
Φ20
Φ25



Compact Ball Valve

Specification(mm):
Φ1/2"
Φ3/4"
Φ1-1/4"
Φ1-1/2"
Φ2"



Single Union Valve

Specification(mm):
Φ1/2"
Φ3/4"
Φ1-1/4"
Φ1-1/2"
Φ2"



IFAN-320

Specification(mm):
Φ20-32



IFAN-321

Specification(mm):
Φ50-110



CPVC Glue

Specification(mm):
Φ125ml
Φ250ml





CPVC SCH80 PIPE & FITTINGS (ASTM F439)



CPVC SCH80 PIPE

Specification(mm):	
Φ1/2"	Φ2"
Φ3/4"	Φ2-1/2"
Φ1"	Φ3"
Φ1-1/4"	Φ4"
Φ1-1/2"	



COUPLING

Specification(mm):	
Φ1/2"	Φ2"
Φ3/4"	Φ2-1/2"
Φ1"	Φ3"
Φ1-1/4"	Φ4"
Φ1-1/2"	



REDUCING COUPLING

Specification(mm):	
Φ3/4"x1/2"	Φ1-1/2"x1"
Φ1"x1/2"	Φ1-1/2"x1-1/4"
Φ1"x3/4"	Φ2"x1/2"
Φ1-1/4"x3/4"	Φ2"x3/4"
Φ1-1/4"x1"	Φ2"x1"
Φ1-1/2"x1/2"	Φ2"x1-1/4"
Φ1-1/2"x3/4"	



45° ELBOW

Specification(mm):	
Φ1/2"	Φ2"
Φ3/4"	Φ2-1/2"
Φ1"	Φ3"
Φ1-1/4"	Φ4"
Φ1-1/2"	



90° ELBOW

Specification(mm):	
Φ1/2"	Φ2"
Φ3/4"	Φ2-1/2"
Φ1"	Φ3"
Φ1-1/4"	Φ4"
Φ1-1/2"	



TEE

Specification(mm):	
Φ1/2"	Φ2"
Φ3/4"	Φ2-1/2"
Φ1"	Φ3"
Φ1-1/4"	Φ4"
Φ1-1/2"	



REDUCING TEE

Specification(mm):	
Φ3/4"x1/2"	
Φ1"x1/2"	
Φ1"x3/4"	
Φ1-1/4"x3/4"	
Φ1-1/4"x1"	
Φ1-1/2"x1/2"	
Φ1-1/2"x3/4"	



UNION

Specification(mm):	
Φ1/2"	
Φ3/4"	
Φ1"	
Φ1-1/4"	
Φ1-1/2"	
Φ2"	



UNION

Specification(mm):	
Φ1/2"	
Φ3/4"	
Φ1"	
Φ1-1/4"	
Φ1-1/2"	
Φ2"	





END PLUG

Specification(mm):
Φ1/2"
Φ3/4"
Φ1"
Φ1-1/4"
Φ1-1/2"
Φ2"
Φ2-1/2"
Φ3"
Φ4"



REDUCING RING

Specification(mm):	
Φ3/4"x1/2"	Φ2"x1"
Φ1"x1/2"	Φ2"x1-1/4"
Φ1"x3/4"	Φ2"x1-1/2"
Φ1-1/4"x1/2"	Φ3"x1-1/2"
Φ1-1/4"x3/4"	Φ3"x2"
Φ1-1/4"x1"	Φ3"x2-1/2"
Φ1-1/2"x1/2"	Φ4"x1-1/2"
Φ1-1/2"x3/4"	Φ4"x1-1/2"
Φ1-1/2"x"	Φ4"x2"
Φ1-1/2"x1-1/4"	Φ4"x3"
Φ2"x1/2"	Φ6"x4"
Φ2"x3/4"	



THREAD PLUG

Specification(mm):
Φ1/2"
Φ3/4"
Φ1"



BRIDGELONGER

Specification(mm):
Φ1/2"
Φ3/4"
Φ1"
Φ1-1/4"
Φ1-1/2"
Φ2"



FEMALE ADAPTOR

Specification(mm):
Φ1/2"
Φ3/4"
Φ1"
Φ1-1/4"
Φ1-1/2"
Φ2"
Φ2-1/2"
Φ3"
Φ4"



MALE ADAPTOR

Specification(mm):
Φ1/2"
Φ3/4"
Φ1"
Φ1-1/4"
Φ1-1/2"
Φ2"
Φ2-1/2"
Φ3"
Φ4"



MALE ADAPTOR WITH BRASS

Specification(mm):
Φ1/2"
Φ3/4"
Φ1"
Φ1-1/4"
Φ1-1/2"
Φ2"



FEMALE ADAPTOR WITH BRASS

Specification(mm):
Φ1/2"
Φ3/4"
Φ1"
Φ1-1/4"
Φ1-1/2"
Φ2"



FEMALE ELBOW WITH BRASS

Specification(mm):
Φ1/2"
Φ1/2"x3/4"
Φ3/4"
Φ3/4"x1/2"
Φ1"
Φ1"x3/4"



FEMALE TEE WITH BRASS

Specification(mm):
Φ1/2"
Φ1/2"x3/4"
Φ3/4"
Φ3/4"x1/2"
Φ1"
Φ1-1/4"
Φ1-1/2"
Φ2"



Double Female Elbow

Specification(mm):
Φ1/2x1/2"
Φ3/4x3/4"



BALL VALVE

Specification(mm):
Φ1/2"
Φ3/4"
Φ1"



PVC STOP VALVE

Specification(mm):
Φ1/2"
Φ3/4"
Φ1"





UPVC DRAINAGE PIPE & FITTINGS (GB)

UPVC Drain Pipe

Specification(mm):
Φ50x2.0
Φ75x2.3
Φ110x3.2

UPVC Plug

Specification(mm):
Φ50
Φ75
Φ110

UPVC Reducer Direct

Specification(mm):
Φ75x50
Φ110x50
Φ110x75

UPVC Telescopic Section

Specification(mm):
Φ50
Φ75
Φ110

UPVC Pipe Clamp

Specification(mm):
Φ50
Φ75
Φ110

UPVC 45° Elbow

Specification(mm):
Φ50
Φ75
Φ110

UPVC 90° Elbow

Specification(mm):
Φ50
Φ75
Φ110

UPVC With Mouth 90° Elbow

Specification(mm):
Φ50
Φ75
Φ110

UPVC Bottle Mouth Tee

Specification(mm):
Φ110x50
Φ110x75





UPVC Inspection

Specification(mm):
Φ50
Φ75
Φ110



UPVC Downstream Tee

Specification(mm):
Φ50x50
Φ75x75
Φ75x50
Φ110x50
Φ110x75
Φ110x110



UPVC Inclined Tee

Specification(mm):
Φ50x50
Φ75x75
Φ75x50
Φ110x50
Φ110x75
Φ110x110



UPVC Four-Way

Specification(mm):
Φ110x110



UPVC Flat Four-Way

Specification(mm):
Φ110x110



UPVC Trap

Specification(mm):
Φ50P
Φ75P
Φ110P



UPVC Trap

Specification(mm):
Φ50S
Φ75S
Φ110S



UPVC Breathable Cap

Specification(mm):
Φ50
Φ75
Φ110



UPVC Breathable Cap


Specification(mm):
Φ75x50
Φ110x50
Φ110x75






UPVC DRAINAGE PIPE & FITTINGS (DIN)

PVC Drainage Pipe
Din/GB One Pcs=4m




Specification(mm):	
Φ32 1.6	Φ80x1.8
Φ40x1.6	Φ90x1.8
Φ50x1.8	Φ100x2.2
Φ63x1.8	Φ110x2.2
Φ75x1.8	

IFAN UPVC Coupling (FIF)




Specification(mm):
Φ100
Φ125

IFAN UPVC Coupling (FIF)




Specification(mm):
Φ75
Φ110

Coupling (FIF)




Specification(mm):
Φ40
Φ50

PVC Elbow FM




Specification(mm):	
L32MF	L80MF
L40MF	L90MF
L50MF	L100MF
L63MF	L110MF
L75MF	L125MF

PVC Elbow 45 Degree FM




Specification(mm):	
V32MF	V80MF
V40MF	V90MF
V50MF	V100MF
V63MF	V110MF
V75MF	V125MF

PVC Elbow 45 Degree FF



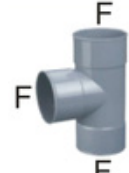
Specification(mm):
V63FF
V100FF

PVC Elbow FF



Specification(mm):	
L40FF	L100FF
L50FF	L110FF
L63FF	L125FF

PVC Tee FM



Specification(mm):	
T40FF	T100FF
T50FF	T110FF
T63FF	T125FF
T75FF	





PVC Tee FM

Specification(mm):	
T32MF	T80MF
T40MF	T90MF
T50MF	T100MF
T63MF	T110MF
T75MF	T125MF




Reduced Tee (M/F/F)

Specification(mm):	
Φ110x40	
Φ110x50	
Φ110x75	



Reduced Tee (M/F/F)

Specification(mm):	
Φ50x40	Φ80x63
Φ63x40	Φ110x40
Φ63x50	Φ110x50
Φ75x50	Φ110x63
Φ80x40	Φ110x80
Φ80x50	



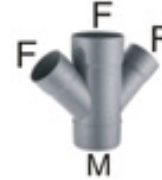
PVC Y Tee FM

Specification(mm):	
Y32MF	Y80MF
Y40MF	Y100MF
Y50MF	Y110MF
Y63MF	Y125MF



Invert Reducer (M/F)

Specification(mm):		
Φ40/32	Φ100/50	Φ100/63
Φ50/40	Φ75/50	Φ110/63
Φ63/32	Φ75/63	Φ110/75
Φ63/40	Φ100/32	Φ110/100
Φ63/50	Φ100/40	



Double Y Tee (M/F/F/F)

Specification(mm):	
Φ110x80	
Φ110x110	



PVC Cap 01 F

Specification(mm):	
UC32	
UC40	
UC50	



PVC Cap 02 F

Specification(mm):	
U40	
U50	
U63	
U75	
U100	



Cap II (F)

Specification(mm):	
Φ110	



Rueducin G Plug (M/F)

Specification(mm):		
Φ50/40	Φ100/32	Φ110/50
Φ63/32	Φ100/40	Φ110/63
Φ63/40	Φ100/50	Φ110/80
Φ63/50	Φ100/63	Φ110/75
Φ80/40	Φ100/75	Φ110/100
Φ80/50	Φ110/32	Φ125/100
Φ80/63	Φ110/40	Φ125/110



Plug (M)

Specification(mm):	
Φ63	
Φ75	
Φ100	
Φ110	
Φ125	



Pipe Clip

Specification(mm):	
Φ50(1-1/2")	Φ110(4")
Φ63(2")	Φ125(4-1/2")
Φ75(2-1/2")	Φ160(6")
Φ90(3")	
Φ100(3-1/2")	



IFAN-321

Specification(mm):	
Φ50-110	



PVC Glue 89016

Specification(mm):	
Φ125ml	Φ500ml
Φ250ml	Φ1000ml





UPVC DWV DRAINAGE PIPE & FITTINGS (ASTM D2665)

PVC Pipe/4m



Specification(mm):
Φ1-1/2x2.2
Φ2x2.3
Φ3x3.2
Φ4"x3.2

Dwv Coupler



Specification(mm):
Φ1-1/2"
Φ2"
Φ3"
Φ4"
Φ6"

Dwv Elbow 90



Specification(mm):
Φ2"
Φ3"
Φ4"

Dwv Elbow 45



Specification(mm):
Φ1-1/2"
Φ2"
Φ3"
Φ4"
Φ6"

Dwv Elbow 90



Specification(mm):
Φ1-1/2"
Φ2"
Φ3"
Φ4"
Φ6"

Dwv Tee 90



Specification(mm):
Φ3"
Φ4"

Dwv Tee



Specification(mm):
Φ1-1/2"
Φ2"
Φ3"
Φ4"
Φ6"

Dwv Y- Tee



Specification(mm):
Φ1-1/2"
Φ2"
Φ3"
Φ4"
Φ6"

Dwv Tripple



Specification(mm):
Φ4"





Dwv Trap With Union D20

Specification(mm):
Φ1-1/2"



With Female Clean Out D23

Specification(mm):
Φ1-1/2"
Φ2"



S-Trap Without Clean Out D16

Specification(mm):
Φ1-1/2"
Φ2"



S-Trap With Male Clean Out D17

Specification(mm):
Φ1-1/2"
Φ2"



Dwv Plug

Specification(mm):
Φ1-1/2"
Φ2"
Φ3"
Φ4"
Φ6"



Dwv Male Adapterp

Specification(mm):
Φ2"



Dwv Vent Cap

Specification(mm):
Φ2"
Φ3"
Φ4"



Dwv End Cap D13

Specification(mm):
Φ2"
Φ3"
Φ4"



Dwv Reducing Bushing D14

Specification(mm):
Φ2"x1-1/2"
Φ3"x2"
Φ4"x2"
Φ4"x3"



Flange

Specification(mm):
Φ4"x4"



Trap Adaptor D22

Specification(mm):
Φ1-1/2"



50 YEARS GUARANTEE



GUARANTEE LETTER

Dear Our Partner

*[Thank you for your choose “Ifan”Brand Products,
We wish you can open the market with “Ifan”
Brand Products and get win in your market. Our
factory give you 50 years for guarantee for “Ifan”
Brand Products.]*

THOMAS WANG Sales MANAGER

Mob:0086-19884503412

Fax:0086-575-8766 0899

E-mail:sales18-ifan@ifangroup.com

Zhejiang Ifan Piping Co.LTD.

Add: 18 Xiaguang Road, zhejiang,China

<http://www.ifanfittings.com>

